

NEW! DALI-2
ASSORTMENT



THE BEST DETECTORS FOR THE RIGHT APPLICATION. **ESY!**

**PRESENCE- AND
MOTION DETECTORS
EASY TO SELECT**

APPLICATIONS

FOR PRESENCE- AND MOTION DETECTORS

Room	Installation type	Product name	Item no.	Product name	Item no.	Product name	Item no.	
SINGLE OFFICE STANDARD								
		Recessed mounting		PD-C 360i/8 DUO DALI	EP10427442	PD-C 360i/8 KNX UP ¹⁾	EP10427404	
		Surface mounting		PD-C 360i/8 DUO DALI with COMPACT MOUNTING BOX IP20 SM WH	EP10427442 EP10425370	PD-C 360i/8 KNX UP ¹⁾ with COMPACT MOUNTING BOX IP20 SM WH	EP10427404 EP10425370	
		Flush ceiling installation with glass cover		PD-FLAT 360i/8 RW DALI* with FLAT COVER GLASS ROUND WH	EP10427541 EP00007255	PD-FLAT 360i/8 RW KNX with FLAT COVER GLASS ROUND WH	EP10451706 EP00007255	
GROUP AND LARGE SPACE OFFICES								
		Recessed mounting	PD-C 360i/24 ¹⁾²⁾³⁾	EP10428067	PD-C 360i/24 DUO DALI	PD-C 360i/24 KNX UP ¹⁾	EP10427428	
		Surface mounting	PD-C 360i/24 ¹⁾²⁾³⁾ with COMPACT MOUNTING BOX IP20 SM WH	EP10428067 EP10425370	PD-C 360i/24 DUO DALI with COMPACT MOUNTING BOX IP20 SM WH	PD-C 360i/24 KNX UP ¹⁾ with COMPACT MOUNTING BOX IP20 SM WH	EP10427428 EP10425370	
REVERSIBLE OFFICE								
		Recessed mounting with Multisensork				PD-ATMO 360i/8 O AUX 30 V KNX	EP10427664	
		Recessed mounting		PD-FLAT 360i/8 RW DALI*	EP10427541	PD-FLAT 360i/8 RD WH KNX	EP10451706	
		Flush ceiling installation with glass cover		PD-FLAT 360i/8 RW DALI* with FLAT COVER GLASS ROUND WH	EP10427541 EP00007255	PD-FLAT 360i/8 RW KNX with FLAT COVER GLASS ROUND WH	EP10451706 EP00007255	
		Recessed mounting		PD-C 360bt/8 APC10 PS plus DALI-2 ¹⁾²⁾	EP10428142			
		Recessed mounting		PD-C 360bt/8 APC20 PS plus DALI-2 ¹⁾²⁾	EP10428272			
		Recessed mounting		PD-FLAT 360/8 RW BMS DALI-2	EP10423031			
CLASSROOMS								
		Recessed mounting with Multisensork				PD-ATMO 360i/8 O AUX 30 V KNX	EP10427664	
		Recessed mounting		PD-C 360i/24 DUO DALI	EP10427459	PD-C 360i/24 KNX UP ¹⁾	EP10427428	
		Surface mounting		PD-C 360i/24 DUO DALI with COMPACT MOUNTING BOX IP20 SM WH	EP10427459 EP10425370	PD-C 360i/24 KNX UP ¹⁾ with COMPACT MOUNTING BOX IP20 SM WH	EP10427428 EP10425370	
PATIENT ROOMS								
		Recessed mounting	PD-C 360i/8 ¹⁾²⁾³⁾	EP10425059	PD-C 360i/8 DUO DALI	PD-C 360i/8 KNX UP ¹⁾	EP10427404	
		Surface mounting	PD-C 360i/8 ¹⁾²⁾³⁾ with COMPACT MOUNTING BOX IP54 SM WH	EP10425059 EP10425905	PD-C 360i/8 DUO DALI with COMPACT MOUNTING BOX IP54 SM WH	PD-C 360i/8 KNX UP ¹⁾ with COMPACT MOUNTING BOX IP54 SM WH	EP10427404 EP10425905	
		Flush ceiling installation	PD-CE 360i/8	EP10510700				
ENTRANCE AREAS								
		Flush ceiling installation with glass cover	PD-FLAT 360i/8 RW with FLAT COVER GLASS ROUND WH	EP10427930 EP00007255	PD-FLAT 360i/8 RW DALI* with FLAT COVER GLASS ROUND WH	EP10427541 EP00007255	PD-FLAT 360i/8 RW KNX with FLAT COVER GLASS ROUND WH	EP10451706 EP00007255
		Flush ceiling installation miniaturized	PD-C 360i/8 mini	EP10426025	PD-FLAT 360i/8 mini DALI* or PD-FLAT 360i/6 mini DALI*	EP10427510 EP10427503	PD-C 360i/8 mini KNX	EP10426155
		Surface mounting	MD 360i/8 BASIC IP54	EB10431319				

When selecting products, please always observe the locally applicable standards and regulations with regard to the minimum requirements.

* These detectors require a DALI power supply (EC10430008) to be ordered separately.

































Topseller

WH = white **BR** = brown **RD** = round
BK = black **SST** = stainless steel effect **SQ** = square
AN = anthracite **bt** = bluetooth

1) also available in black
2) also available with WAGO WINSTA connection
3) also available for recessed mounting

APPLICATIONS

FOR PRESENCE- AND MOTION DETECTORS

Room	Installation type	ON/OFF (230 V)		DALI/DALI-2		KNX	
		Product name	Item no.	Product name	Item no.	Product name	Item no.
CORRIDORS							
	 Recessed mounting	PD-C 360i/32 Corridor or MD-C 360i/32 Corridor	EP10428180 EP10428128			PD-C 360i/32 KNX	EP10427794
	 Surface mounting	PD-C 360i/32 Corridor or MD-C 360i/32 Corridor with COMPACT MOUNTING BOX IP20 SM WH	EP10428180 EP10428128 EP10425370			PD-C 360i/32 KNX with COMPACT MOUNTING BOX IP20 SM WH	EP10427794 EP10425370
	 Wall recessed mounting	MD 180i/16 BASIC	EB10430459			PD-C 180i KNX	EP10426445
	 Recessed mounting	BASIC EXPRESS PD 360° 08 IR 1C FM IP23 WH or BASIC EXPRESS MD 360° 08 IR 1C FM IP23 WH	EB10431784 EB10431777	PD-FLAT 360i/8 RW DALI or PD-FLAT 360i/8 RW DALI SET	EP10427541 EP10428708		
STAIRCASES							
	 Recessed mounting	MD-C 360i/8 ¹⁾²⁾³⁾ or BASIC EXPRESS MD 360° 08 IR 1C FM IP23 WH	EP10055393 EB10431777				
	 Surface mounting	MD-C 360i/8 ¹⁾²⁾³⁾ with COMPACT MOUNTING BOX IP54 SM WH	EP10055393 EP10425905				
	 Wall recessed mounting	MD 180i/16 BASIC	EB10430459			PD-C 180i KNX	EP10426445
SIDE ROOMS							
	 Surface mounting	MD 360i/8 BASIC or MD 360i/24 BASIC ³⁾	EB10430428 EB10430862				
	 Recessed mounting	BASIC EXPRESS MD 360° 08 IR 1C FM IP23 WH	EB10431777				
	 Surface mounting	MD 360i/8 BASIC SMB or MD 360i/24 BASIC SMB	EB10430466 EB10430909				
	 Wall recessed mounting	MD 180i/16 BASIC	EB10430459				
WAREHOUSE							
	 Recessed mounting	PD-C 360i/32 Warehouse DIM plus	EP10425783				
	 Surface mounting	PD-C 360i/32 Warehouse slave with COMPACT MOUNTING BOX IP54 SM WH	EP10425790 EP10425905				
SANITARY FACILITIES							
	 Recessed mounting	PD-C 360i/8 MIC or BASIC EXPRESS MD 360° 08 IR 1C FM IP23 WH	EP10425882 EB10431777			PD-C 360i/8 KNX UP ¹⁾	EP10427404
	 Surface mounting	MD 360i/8 BASIC IP54	EB10431319			PD-C 360i/8 KNX UP ¹⁾ with COMPACT MOUNTING BOX IP54 SM WH	EP10427404 EP10425905
	 Wall recessed mounting	MD 180i/16 BASIC or MD 180i/R	EB10430459 EM10055010			PD-C 180i KNX	EP10426445
	 flush ceiling installation miniaturized			PD-C 360i/8 mini DALI	EP10427510		
CANTEENS							
	 Recessed mounting			PD-C 360i/24 DUO DALI	EP10427459	PD-C 360i/24 KNX UP ¹⁾	EP10427428
	 Surface mounting			PD-C 360i/24 DUO DALI with COMPACT MOUNTING BOX IP20 SM WH	EP10427459 EP10425370	PD-C 360i/24 KNX UP ¹⁾ with COMPACT MOUNTING BOX IP20 SM WH	EP10427428 EP10425370
OUTDOOR AREAS RANGE MAX. Ø 40 M							
	 Wall- or ceiling mounting with pivot socket	RC 230i white	EM10015311			RC 230 KNX white	EM10015472
	 Wall- or ceiling mounting with flexible sensor head	DEFENSOR MD 230° 40 IR 1C IP55 WH	EM10025372				
HOUSE ENTRANCE RANGE MAX. Ø 20 M							
	 Wall mounting	DEFENSOR MD 200° 24 IR 1C IP55 WH	EM10025358				
	 Wall mounting (with corner socket at the corner of the house)	MD 200 white with MD EDGE MOUNTING WH	EM10025310 EM10025518				
	 Wall mounting	MD-W 200i white	EM10041006				

1) also available in black

2) also available with WAGO WINSTA connection

3) also available for recessed mounting

MOTION DETECTORS

INDOOR

Ceiling detectors		Wall detectors		Installation height	Protection type	Integrated acoustic sensor	Light channel switching	Light channel regulating	HVAC channel switching	Switching output (relay)	Push button input	Remote control	New product
COMPACT SERIES – CONTROL IN UNIFORM DESIGN													
	Ø 8 m, 360°	Ø 24 m, 360°	Ø 32 m, 360°	32 m (elliptical), 360°									
					8:3 – 5 m 24/32: 3 – 10 m	IP20, IP54 with surface mounted box	1			1	1	REMOTE CONTROL MD/PDI ESY-Pen & ESY-App	
ON/OFF (230 V)	MD-C 360i/8 MIC EPI0425875				3 – 5 m	IP20, IP54 with surface mounted box	• 1			1	1	REMOTE CONTROL MD/PDI ESY-Pen & ESY-App	
COMPACT EXPRESS SERIES – SPECIAL DESIGN FOR SYSTEM CEILINGS													
	Ø 8 m, 360°	Ø 8 m, 360°	Ø 24 m, 360°	Ø 24 m, 360°									
					8:3 – 5 m 24: 3 – 10 m	IP40	1			1	1	REMOTE CONTROL MD/PDI ESY-Pen & ESY-App	
ON/OFF (230 V)	MD-CE 360i/8 EPI0510007	MD-CE 360i/8 WIELAND GST EPI0510014	MD-CE 360i/24 EPI0510021	MD-CE 360i/24 WIELAND GST EPI0510038	8:3 – 5 m 24: 3 – 10 m	IP40	1			1	1	REMOTE CONTROL MD/PDI ESY-Pen & ESY-App	
					8:3 – 5 m 24: 3 – 10 m	IP40	1			1	1	REMOTE CONTROL MD/PDI ESY-Pen & ESY-App	
COMPACT MINI SERIES – QUALITY SENSORS IN THE SMALLEST FORMAT													
	Ø 6 m, 360°	Ø 8 m, 360°	Ø 12 m, 360°										
					6/8/12: 3 – 5 m	IP55	1			1	1	REMOTE CONTROL MD/PDI REMOTE CONTROL USER ESY-Pen & ESY-App	
ON/OFF (230 V)	MD-C 360i/6 mini EPI0425851	MD-C 360i/8 mini EPI0426001	MD-C 360i/12 mini EPI0426018		6/8: 3 – 5 m	IP55	1			1	1	REMOTE CONTROL MD/PDI ESY-Pen & ESY-App	
FLAT SERIES – ENERGY EFFICIENCY IN ELEGANT, FLAT DESIGN													
	Ø 8 m, 360°	Ø 8 m, 360°	Ø 8 m, 360°	Ø 8 m, 360°									
					2,5 – 5 m	IP20	1			1	1	REMOTE CONTROL MD/PDI ESY-Pen & ESY-App	
ON/OFF (230 V)	MD-FLAT 360i/8 RW 3) EPI0427886	MD-FLAT 360i/8 SW EPI0427893	MD-FLAT-E 360i/8 RW EPI0428548	MD-FLAT-E 360i/8 RW WIELAND GST EPI0427862	2,5 – 5 m	IP20	1			1	1	REMOTE CONTROL MD/PDI ESY-Pen & ESY-App	★
					2,5 – 5 m	IP20	1			1	1	REMOTE CONTROL MD/PDI ESY-Pen & ESY-App	
					2,5 – 5 m	IP20	1			1	1	REMOTE CONTROL MD/PDI ESY-Pen & ESY-App	
STANDARD SERIES – PROVEN TECHNOLOGY SIMPLY INSTALLED													
	Ø 8 m, 360°	Ø 24 m, 360°		Ø 16 m, 180°									
					8:3 – 5 m 24: 3 – 10 m	IP20	1			1	1	REMOTE CONTROL MD/PDI ESY-Pen & ESY-App	
ON/OFF (230 V)	MD 360/8 EM10055324	MD 360i24 EM10055300		MD 180i/R EM10055010	1,1 – 2,2 m	IP20, IP44 with cover or surface mounted box	• 1			1	1	REMOTE CONTROL MD/PDI ESY-Pen & ESY-App	
BASIC SERIES – FULL ENERGY EFFICIENCY FOR A SMALL BUDGET													
	Ø 8 m, 360°	Ø 8 m, 360°	Ø 24 m, 360°	Ø 24 m, 360°	Ø 16 m, 180°								
						8/24: 3 – 5 m	IP40	1		1	1	REMOTE CONTROL MD/PDI ESY-Pen & ESY-App	
ON/OFF (230 V)	MD 360i/8 BASIC 3) EB10430428	MD 360i/8 BASIC SMB EB10430466	MD 360i/24 BASIC 3) EB10430862	MD 360i/24 BASIC SMB EB10430909	MD 180i/16 BASIC EB10430459	8/24: 3 – 5 m	IP40	1		1	1	REMOTE CONTROL MD/PDI ESY-Pen & ESY-App	
						8/24: 3 – 5 m	IP40	1		1	1	REMOTE CONTROL MD/PDI ESY-Pen & ESY-App	
						8/24: 3 – 5 m	IP54	1		1	1	REMOTE CONTROL MD/PDI ESY-Pen & ESY-App	★
						8/24: 3 – 5 m	IP54	1		1	1	REMOTE CONTROL MD/PDI ESY-Pen & ESY-App	★
BASIC EXPRESS SERIES – SIMPLE ENERGY EFFICIENCY FOR CEILING SYSTEMS													
	Ø 8 m, 360°												
ON/OFF (230 V)	BASIC EXPRESS MD 360° Ø8 IR 1C FM IP23 WH EB10431777				2,5 – 5 m	IP23	1			1	1	REMOTE CONTROL MD/PDI ESY-Pen & ESY-App	★

1) also available in black 2) also available with WAGO WINSTA connection 3) also available for recessed mounting

PRESENCE DETECTORS

INDOOR

Ceiling detectors

Wall detectors

Installation height

Protection type

Multi-sensorics

Light channel switching/regulating

HVAC channel switching




Switching output (relay)

Push button input






Remote control

New product

ATMO SERIES – MULTISENSOR TECHNOLOGY FOR OPTIMAL ROOM CLIMATE

	Ø 8 m, 360°	Ø 8 m, 360°	Ø 8 m, 360°								
											
KNX	PD-ATMO 360i/8 O AUX 30 V KNX EPI0427664	PD-ATMO 360i/8 A KNX EPI0427206	PD-ATMO 360i/8 T KNX EPI0427213	3 - 5 m	IP20	Microphone, temperature, humidity (O & A), VOC (O)	2	1			REMOTE CONTROL USER ESY-Pen & ESY-App

COMPACT SERIES – MULTI-CHANNEL CONTROL IN UNIFORM DESIGN

	Ø 8 m, 360°	Ø 24 m, 360°	Ø 32 m, 360°	32 m (elliptical), 360°	Ø 16 m, 180°								
													
	PD-C 360i/8 ⁽¹⁾⁽²⁾⁽³⁾ EPI0425059	PD-C 360i/24 ⁽¹⁾⁽²⁾⁽³⁾ EPI0428067	PD-C 360i/32 EPI0427756	PD-C 360i/32 Corridor EPI0428180		8-3 - 5 m 24/32: 3 - 10 m	IP20, IP54 with surface mounted box	1		1	1	REMOTE CONTROL MDI/PDI ESY-Pen & ESY-App	
	PD-C 360i/8 MIC EPI0425882					3 - 5 m	IP20, IP54 with surface mounted box	1		1	1	REMOTE CONTROL MDI/PDI ESY-Pen & ESY-App	
		PD-C 360i/24 DRY EPI0425707				3 - 10 m	IP20, IP54 with surface mounted box	1		2	1	REMOTE CONTROL MDI/PDI ESY-Pen & ESY-App	
	PD-C 360i/8 plus EPI0425042	PD-C 360i/24 plus EPI0425288	PD-C 360i/32 plus EPI0427763			8-3 - 5 m 24/32: 3 - 10 m	IP20, IP54 with surface mounted box	1		1	2	1	REMOTE CONTROL MDI/PDI ESY-Pen & ESY-App
		PD-C 360i/24 DUOplus-FM EPI0426803 PD-C 360i/24 DUOplus-SM EPI0426810				3 - 10 m	IP20, IP54 with surface mounted box	2		1	3	3	REMOTE CONTROL MDI/PDI ESY-Pen & ESY-App
	PD-C 360/8 Slave ⁽¹⁾⁽²⁾ EPI0055379	PD-C 360/24 Slave EPI0055386	PD-C 360/32 Slave EPI0427770			8-3 - 5 m 24/32: 3 - 10 m	IP20, IP54 with surface mounted box						
	PD-C 360i/8 DIM EPI0426711	PD-C 360i/24 DIM EPI0426704		PD-C 360i/32 Warehouse DIMplus EPI0425783		8/24: 3 - 5 m 32: 10 m	IP20, IP54 with surface mounted box		1		1	1	REMOTE CONTROL MDI/PDI ESY-Pen & ESY-App
				PD-C 360i/32 Warehouse slave EPI0425790		32: 10 m	IP20, IP54 with surface mounted box						
	PD-C 360i/8 UC EPI0427312	PD-C 360i/24 UC EPI0427329			PD-C 180i/16 UC EPI0427305	8/24: 3 - 5 m 1,1 - 2,2 m	IP20, IP44, IP54 with cover or surface mounted box	1	1		1	1	REMOTE CONTROL MDI/PDI ESY-Pen & ESY-App
	PD-C 360i/8 DUO DALI EPI0427442	PD-C 360i/24 DUO DALI EPI0427459	PD-C 360i/32 DUO DALI EPI0427787			8/24/32: 3 - 5 m	IP20, IP54 with surface mounted box		2		2 (with SW DALI)	2	REMOTE CONTROL MDI/DALI ESY-Pen & ESY-App
	PD-C 360/8 BMS DALL-2 ⁽¹⁾⁽²⁾⁽³⁾ EPI0428203	PD-C 360/24 BMS DALL-2 ⁽¹⁾⁽²⁾⁽³⁾ EPI0428210	PD-C 360/32 BMS DALL-2 EPI0424885			8/24/32: 3 - 5 m	IP20					2	★

NEW! PRESENCE DETECTOR FOR DALI-2 WITH INTEGRATED CONTROL UNIT

APC10

- Control of up to 16 groups
- Constant light control
- Flexible group switching
- Orientation light

APC20

- all APC10 functions plus:
- Automation by day of the week and time
 - Swarm function
 - Power-cut-off

APC30 HCL

- all APC10- and APC20 functions plus:
- SymbiLogic (energy efficient HCL)
 - Night operation
 - Alarm functions
- Expected available from end of 2024

	PD-C 360bt/8 APC10 PS plus DALLI-2 ⁽¹⁾⁽²⁾ EPI0428142	PD-C 360bt/24 APC10 PS plus DALLI-2 ⁽¹⁾ EPI0428159	PD-C 360bt/32 APC10 PS plus DALLI-2 EPI0428265			8/24/32: 3 - 10 m	IP20		16		1	4	Bluetooth with ESY-App	★
	PD-C 360bt/8 APC20 PS plus DALLI-2 ⁽¹⁾⁽²⁾ EPI0428272	PD-C 360bt/24 APC20 PS plus DALLI-2 ⁽¹⁾⁽²⁾ EPI0428111	PD-C 360bt/32 APC20 PS plus DALLI-2 EPI0428289			8/24/32: 3 - 10 m	IP20		16		1	4	Bluetooth with ESY-App	★
	PD-C 360i/8 KNX UP ⁽¹⁾ EPI0427404	PD-C 360i/24 KNX UP ⁽¹⁾ EPI0427428	PD-C 360i/32 KNX EPI0427794			8/24/32: 3 - 5 m	IP20		2	2	1		REMOTE CONTROL USER ESY-Pen & ESY-App	
				PD-C 180i KNX EPI0426445		1,1 - 2,2 m	IP20, IP44 with cover or surface mounted box	•	1	1	1		REMOTE CONTROL USER ESY-Pen & ESY-App	
				PD-C 180i/16 Touch KNX EPI0460104		1,1 - 2,2 m	IP20, IP44 with cover or surface mounted box	•	1	1	1		REMOTE CONTROL USER ESY-Pen & ESY-App	
		PD-C 360i/24 KNX ECO UP EPI0427435				3 - 10 m	IP20, IP54 with cover or surface mounted box		2				REMOTE CONTROL USER ESY-Pen & ESY-App	
				PD-C 180i KNX ECO EPI0426452		1,1 - 2,2 m	IP20, IP44 with cover or surface mounted box		2				REMOTE CONTROL USER ESY-Pen & ESY-App	
ELC	PD-C 360i/8 ELC EPI0427602	PD-C 360i/24 ELC EPI0427619				8/24: 3 - 5 m	IP20, IP44 with cover or surface mounted box		4		2 (with SW DALI)		ESY-Pen & ESY-App	

1) also available in black

2) also available with WAGO WINSTA connection









3) also available for recessed mounting

PRESENCE DETECTORS











INDOOR

Ceiling detectors






















COMPACT EXPRESS SERIES – SPECIAL DESIGN FOR SYSTEM CEILINGS

	Ø 8 m, 360°	Ø 8 m, 360°	Ø 24 m, 360°	Ø 24 m, 360°	Installation height	Protection type	integrated acoustic sensor	Light channel switching	Light channel regulating	HVAC channel switching	Switching output (relay)	Push button input	Remote control	New product
ON/OFF (230 V)					8-3 - 5 m 24: 3 - 10 m	IP40	1				1	1	REMOTE CONTROL MDI/PDI ESY-Pen & ESY-App	
					8-3 - 5 m 24: 3 - 10 m	IP40	1				1	1	REMOTE CONTROL MDI/PDI ESY-Pen & ESY-App	
					8-3 - 5 m 24: 3 - 10 m	IP40	1				1	1	REMOTE CONTROL MDI/PDI ESY-Pen & ESY-App	

COMPACT MINI SERIES – QUALITY SENSORS IN THE SMALLEST FORMAT

	Ø 6 m, 360°	Ø 8 m, 360°	Ø 12 m, 360°		Installation height	Protection type	integrated acoustic sensor	Light channel switching	Light channel regulating	HVAC channel switching	Switching output (relay)	Push button input	Remote control	New product
ON/OFF (230 V)					6/8/12: 3 - 5 m	IP55	1				1	1	REMOTE CONTROL MDI/PDI REMOTE CONTROL USER ESY-Pen & ESY-App	
					3 - 5 m	IP55								
					3 - 5 m	IP55	1				1	1	REMOTE CONTROL MDI/PDI ESY-Pen & ESY-App	
12-36 V (AC/DC)					3 - 5 m	IP55	1				1	1	REMOTE CONTROL PDI/USER REMOTE CONTROL PDIplus ESY-Pen & ESY-App	
DALI					3 m	IP55	1	1			1	1	REMOTE CONTROL PDI/DALI REMOTE CONTROL PDI/USER ESY-Pen & ESY-App	
DALI-2					3 m	IP 55	1	1			1			★
KNX					8/12: 3 - 5 m	IP55	1				1	1	REMOTE CONTROL MDI/PDI ESY-Pen & ESY-App	

FLAT SERIES – ENERGY EFFICIENCY IN ELEGANT, FLAT DESIGN

	Ø 8 m, 360°	Ø 8 m, 360°	Ø 8 m, 360°	Ø 8 m, 360°	Installation height	Protection type	integrated acoustic sensor	Light channel switching	Light channel regulating	HVAC channel switching	Switching output (relay)	Push button input	Remote control	New product
ON/OFF (230 V)					2,5 - 5 m	IP20	1				1	1	REMOTE CONTROL MDI/PDI ESY-Pen & ESY-App	
					2,5 - 5 m	IP20	1				1	1	REMOTE CONTROL MDI/PDI ESY-Pen & ESY-App	
					2,5 - 5 m	IP20	1				1	1	REMOTE CONTROL MDI/PDI ESY-Pen & ESY-App	
DALI					2,5 - 5 m	IP20		1			1	1	REMOTE CONTROL PDI/DALI ESY-Pen & ESY-App	
					2,5 - 5 m	IP20		1			1	1	REMOTE CONTROL PDI/DALI ESY-Pen & ESY-App	
DALI-2					2,5 - 5 m	IP20		1			1	1	REMOTE CONTROL PDI/DALI ESY-Pen & ESY-App	★
					2,5 - 5 m	IP20		1			1	1	REMOTE CONTROL PDI/DALI ESY-Pen & ESY-App	★
KNX					3 - 5 m	IP20		1			1	1	REMOTE CONTROL PDI/USER ESY-Pen & ESY-App	
					3 - 5 m	IP20		1			1	1	REMOTE CONTROL PDI/USER ESY-Pen & ESY-App	
					3 - 5 m	IP20		1			1	1	REMOTE CONTROL PDI/USER ESY-Pen & ESY-App	

Topseller

WH = white	BR = brown	RD = round
BK = black	SST = stainless steel effect	SQ = square
AN = anthracite	bt = Bluetooth	

1) also available in black

2) also available with WAGO WINSTA connection


3) also available for recessed mounting

PRESENCE DETECTORS




INDOOR

Ceiling detectors	Wall detectors	Installation height	Protection type	integrated acoustic sensor	Light channel switching	Light channel regulating	HVAC channel switching	Switching output (relay)	Push button input	Remote control	New product
-------------------	----------------	---------------------	-----------------	----------------------------	-------------------------	--------------------------	------------------------	--------------------------	-------------------	----------------	-------------





FLAT MINI SERIES – SAVES ENERGY WITHOUT BEING NOTICED

Ø 8 m, 360°	
	
DALI	PD-FLAT 360i/6 mini DALI EPI0427503
	3 m
	IP55
	1
	1
	1
	REMOTE CONTROL PDi/DALI REMOTE CONTROL PDi/USER ESY-Pen & ESY-App


STANDARD SERIES – PROVEN TECHNOLOGY SIMPLY INSTALLED

Ø 8 m, 360°	Ø 24 m, 360°	Ø 16 m, 180°
		
PD 360i/8 EM10425004	PD 360i/24 EM10425103	
8:3 - 5 m 24:3 - 10 m		
IP20		
1		
1		
1		
1		
REMOTE CONTROL MDi/PDi ESY-Pen & ESY-App		
PD 360/8 Slave EM10425028	PD 360/24 Slave EM10425127	
8:3 - 5 m 24:3 - 10 m		
IP20		
1		
1		
ESY-Pen & ESY-App		
	PD 180i/R EM10410017	
	1,1 - 2,2 m	
	IP20, IP44 with cover or surface mounted box	
	1	
	1	
	1	
	1	
	REMOTE CONTROL MDi/PDi ESY-Pen & ESY-App	
	MD/PD 180 Slave EM10410024	
	1,1 - 2,2 m	
	IP20, IP44 with cover or surface mounted box	
	1	
	1	
	1	
	REMOTE CONTROL MDi/PDi ESY-Pen & ESY-App	








BASIC SERIES – FULL ENERGY EFFICIENCY FOR A SMALL BUDGET

Ø 8 m, 360°	Ø 8 m, 360°	Ø 24 m, 360°	Ø 24 m, 360°
			
PD 360i/8 BASIC ³⁾ EB10430435	PD 360i/8 BASIC SMB EB10430473	PD 360i/24 BASIC ³⁾ EB10430879	PD 360i/24 BASIC SMB EB10430916
8/24: 3 - 5 m			
IP40			
1			
1			
1			
REMOTE CONTROL MDi/PDi ESY-Pen & ESY-App			
PD 360/8 BASIC ³⁾ EB10430411	PD 360/8 BASIC SMB EB10430480	PD 360/24 BASIC ³⁾ EB10430855	PD 360/24 BASIC SMB EB10430893
8/24: 3 - 5 m			
IP40			
1			
1			
1			
REMOTE CONTROL MDi/PDi ESY-Pen & ESY-App			
	PD 360i/8 BASIC IP54 EB10431272		PD 360i/24 BASIC IP54 EB10431296
	8/24: 3 - 5 m		8/24: 3 - 5 m
	IP54		IP54
	1		1
	1		1
	1		1
	REMOTE CONTROL MDi/PDi ESY-Pen & ESY-App		★
	PD 360/8 BASIC IP54 EB10431302		PD 360/24 BASIC IP54 EB10431289
	8/24: 3 - 5 m		8/24: 3 - 5 m
	IP54		IP54
	1		1
	1		1
	1		1
	ESY-Pen & ESY-App		★
PD 360i/8 BASIC ELC EB10431357			
3 - 5 m			
IP40			
1			
1			
1			
ESY-Pen & ESY-App			★
KNX	PD 360/8 KNX BASIC EB10430442		
	3 - 5 m		
	IP40		
	1		
	1		
	1		

BASIC EXPRESS SERIES – SIMPLE ENERGY EFFICIENCY FOR CEILING SYSTEMS

Ø 8 m, 360°	
	
ON/OFF (230 V)	BASIC EXPRESS PD 360° Ø8 IR 1C FM IP23 WH EB10431784
	2,5 - 5 m
	IP23
	1
	1
	1
	REMOTE CONTROL MDi/PDi ESY-Pen & ESY-App
	★

ACCESSORIES REMOTE CONTROLS

						
REMOTE CONTROL MDi/PDi EM10425509	REMOTE CONTROL PDi/plus EM10425530	REMOTE CONTROL PDi/DALI EPI0425899	REMOTE CONTROL PDi/USER EM10425547	ESY-App Free for Android and iOS	ESY-Pen EPI0425356	★
For detectors PD/MD-C, PD/MD-CE, PD/MD and MD/PD FLAT	For 1-10 V dimmable detectors	For DALI dimmable detectors	End user remote control for many detectors PD-C and PD	The ESY-App enables products with Bluetooth module (BT), easy parameterization, configuration and mobile project management	For all other remotely controllable ESYLUX solutions, the ESY-Pen is required in addition to the ESY-App as a bridge to the infrared sensor system	

3) also available for recessed mounting

DEFENSOR IS ESY, BECAUSE IT SIMPLY OFFERS MORE PROTECTION

THE CORRECT MODE AT ALL TIMES



NEW! THREE VARIANTS FOR REMOTE CONTROL















MOTION DETECTORS







OUTDOOR

Ceiling and wall detectors / wall detectors

RC SERIES – RELIABLE DETECTION FOR FLEXIBLE USE









	Ø 20 m, 130°	Ø 40 m, 230°	Ø 40 m, 280°	Installation height	Protection type	integrated acoustic sensor	Light channel switching	Light channel regulating	HVAC channel switching	Switching output (relay)	Push button input	Remote control	New product
ON/OFF (230 V)	 RC 130i white EM10015014	 RC 230i white EM10015311	 RC 280i white EM10015777	130°/230°/280°: 2,5 - 4 m	IP54	1				1		RC REMOTE CONTROL REMOTE CONTROL USER ESY-Pen & ESY-App	
	 RC 130i black EM10015212	 RC 230i black EM10015519	 RC 280i black EM10015915	130°/230°/280°: 2,5 - 4 m	IP54	1				1		RC REMOTE CONTROL REMOTE CONTROL USER ESY-Pen & ESY-App	
		 RC 230i stainless steel EM10015618		2,5 - 4 m	IP54	1				1		RC REMOTE CONTROL REMOTE CONTROL USER ESY-Pen & ESY-App	
12-36 V (AC/DC)	 RC 130i brown EM10015113	 RC 230i brown EM10015410	 RC 280i brown EM10015816	130°/230°/280°: 2,5 - 4 m	IP54	1				1		RC REMOTE CONTROL REMOTE CONTROL USER ESY-Pen & ESY-App	
		 RC 230i UC white EM10015649		2,5 - 4 m	IP54	1				1		RC REMOTE CONTROL REMOTE CONTROL USER ESY-Pen & ESY-App	
KNIX		 RC 230i KNX white EM10015472		2,5 - 4 m	IP54	1				1			

DEFENSOR SERIES – SIMPLY OFFERS MORE PROTECTION




	Ø 24 m, 200°	Ø 40 m, 230°	Ø 40 m, 280°	Installation height	Protection type	integrated acoustic sensor	Light channel switching	Light channel regulating	HVAC channel switching	Switching output (relay)	Push button input	Remote control	New product
ON/OFF (230 V)	 DEFENSOR MD 200° 24 IR 1C IP55 WH EM10025358	 DEFENSOR MD 230° 40 IR 1C IP55 WH EM10025372	 DEFENSOR MD 280° 40 IR 1C IP55 WH EM10025396	200°: 3 - 5 m 230°: 3 - 6 m 280°: 3 - 6 m	IP55	1				1		DEFENSOR REMOTE CONTROL REMOTE CONTROL USER ESY-Pen & ESY-App	★
		 DEFENSOR MD 200° 24 IR 1C IP55 AN EM10025365	 DEFENSOR MD 230° 40 IR 1C IP55 AN EM10025389	 DEFENSOR MD 280° 40 IR 1C IP55 AN EM10025402	200°: 3 - 5 m 230°: 3 - 6 m 280°: 3 - 6 m	IP55	1			1		DEFENSOR REMOTE CONTROL REMOTE CONTROL USER ESY-Pen & ESY-App	★

MD SERIES – MODERN SENSORS EASILY INSTALLED








MD-W SERIES – FUNCTIONALITY MEETS DESIGN

	Ø 12 m, 120°	Ø 20 m, 200°	Ø 20 m, 200°	Installation height	Protection type	integrated acoustic sensor	Light channel switching	Light channel regulating	HVAC channel switching	Switching output (relay)	Push button input	Remote control	New product
ON/OFF (230 V)	 MD 120 white EM10025211	 MD 200 white EM10025310		120°/200°: 2,5 m	IP44	1				1			
	 MD 120 black EM10025235	 MD 200 black EM10025334		120°/200°: 2,5 m	IP44	1				1			
	 MD 120 brown EM10025228	 MD 200 brown EM10025327		120°/200°: 2,5 m	IP44	1				1			
ON/OFF (230 V)			 MD-W 200i white EM10041006	2,5 m	IP55	1				1		RC REMOTE CONTROL REMOTE CONTROL USER ESY-Pen & ESY-App	
			 MD-W 200i black EM10041020	2,5 m	IP55	1				1		RC REMOTE CONTROL REMOTE CONTROL USER ESY-Pen & ESY-App	

BASIC SERIES – FULL ENERGY EFFICIENCY FOR A SMALL BUDGET

	Ø 20 m, 180°	Ø 20 m, 180°	Installation height	Protection type	integrated acoustic sensor	Light channel switching	Light channel regulating	HVAC channel switching	Switching output (relay)	Push button input	Remote control	New product
ON/OFF (230 V)	 MD 180 BASIC white EM10055089	 MD 180 BASIC L white EM10055508	2,5 - 3 m	IP44	1				1			
	 MD 180 BASIC black EM10055096	 MD 180 BASIC L black EM10055515	2,5 - 3 m	IP44	1				1			

ACCESSORIES REMOTE CONTROLS

						
RC REMOTE CONTROL EM10016004 For outdoor detectors RCi	REMOTE CONTROL USER EM10016001 End user remote control for detectors RCi, MD-W and PD/MD-C mini	DEFENSOR REMOTE CONTROL EM10025501 For outdoor detectors DEFENSOR	DEFENSOR REMOTE CONTROL USER EM10025495 End user remote control for detectors DEFENSOR	ESY-App Free for Android and iOS The ESY-App enables products with Bluetooth module (BT), easy parameterization, configuration and mobile project management	ESY-Pen EPI0425356 For all other remotely controllable ESYLUX solutions, the ESY-Pen is required in addition to the ESY-App as a bridge to the infrared sensor system	★

PERFORMANCE FOR SIMPLICITY

ESYLUX GmbH | sales@esylux.com | www.esylux.com