

NEW! VARIANTS FOR RECESSED CEILING MOUNTING
VARIANTS WITH PROTECTION TYPE IP54

ENERGY EFFICIENCY AT AN ENTRY-LEVEL PRICE? **ESY!**



BASIC PRODUCTS FOR A SUSTAINABLE FUTURE

These products automatically switch the lighting on and off, reducing energy costs and ensuring optimal use of the long service life offered by LED lighting. Get the most out of your project with **BASIC** presence and motion detectors – even when the budget is limited!

- Presence- and daylight-dependent switching of the lighting
- Variants for recessed ceiling mounting, surface mounting, flush mounting, variants with IP54, for indoor and outdoor use
- High-quality technology at an entry-level price

PERFORMANCE FOR SIMPLICITY

ESYLUX Asia Ltd. | sales@esylux.com.hk | www.esylux.com

FOCUS A

CLASSIC INDOOR APPLICATIONS (SUCH AS OFFICES, CORRIDORS AND ENTRANCE AREAS)

FOCUS B

APPLICATIONS IN CHALLENGING ENVIRONMENTS (SUCH AS SANITARY AND OUTDOOR APPLICATIONS)

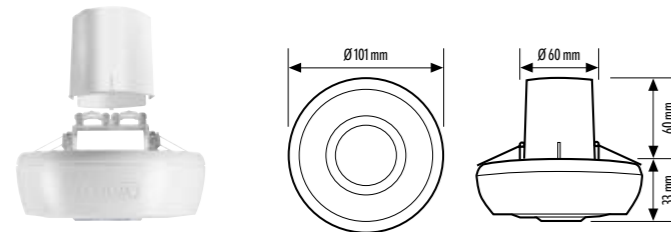
AUTOMATION FOR INDOOR AREAS BASIC FM PRESENCE AND MOTION DETECTORS

AUTOMATION FOR INDOOR AREAS BASIC PRESENCE AND MOTION DETECTORS

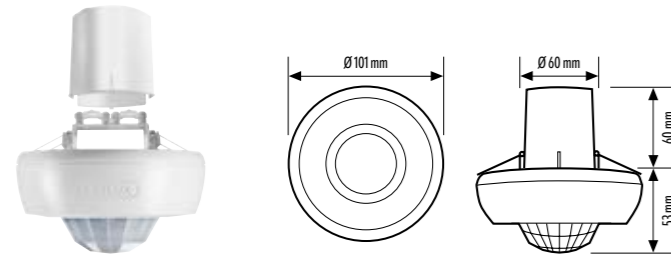
AUTOMATION FOR INDOOR AREAS BASIC IP54 PRESENCE AND MOTION DETECTORS

AUTOMATION FOR OUTDOOR AREAS BASIC MOTION DETECTORS

NEW! BASIC FOR RECESSED
CEILING MOUNTING

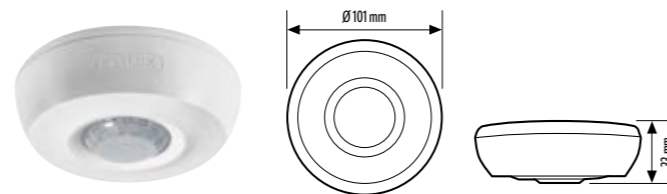


MD/PD 360/8 BASIC FM

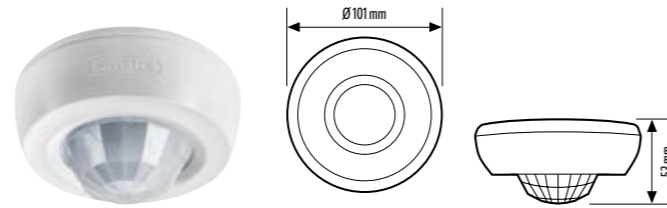


MD/PD 360/24 BASIC FM

- Ceiling presence and motion detectors for recessed mounting
- Detection angle: 360°
- Zero-cross switching protects the relay
- Push button input for manual override (with stairwell light function)



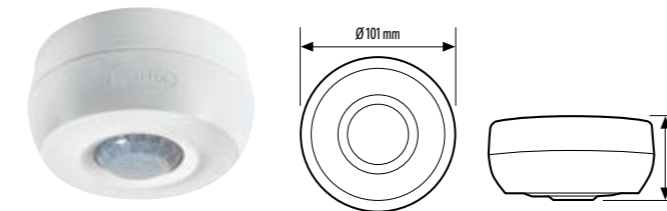
MD/PD 360/8 BASIC



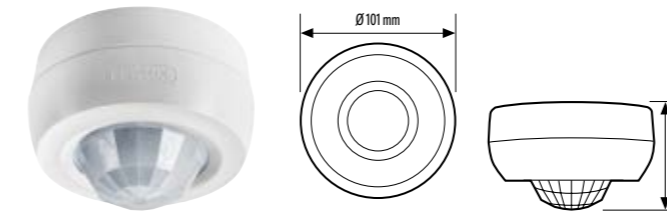
MD/PD 360/24 BASIC

- Ceiling presence and motion detectors for surface or flush mounting
- Detection angle: 360°
- Zero-cross switching protects the relay
- Push button input for manual override (with stairwell light function)
- Ceiling mounting possible when using the optional accessories

NEW! BASIC WITH
PROTECTION TYPE IP54

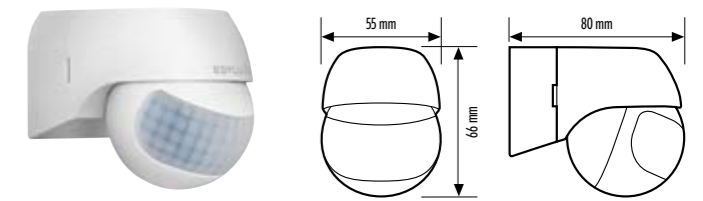


MD/PD 360/8 BASIC IP54



MD/PD 360/24 BASIC IP54

- Ceiling presence and motion detectors for surface or flush mounting
- Detection angle: 360°
- Zero-cross switching protects the relay
- Push button input for manual override (with stairwell light function)
- Feature protection type IP54

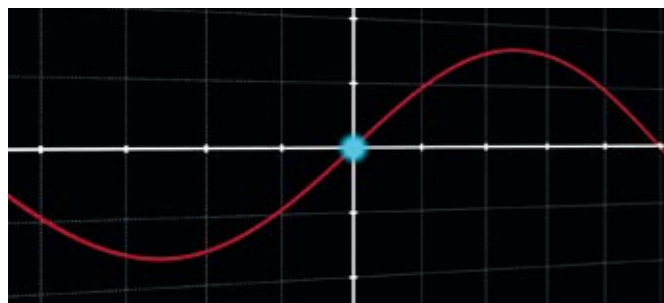


MD 180 BASIC




MD 180 BASIC L

- Motion detectors with 180° detection angle
- Offer high-quality technology at an entry-level price
- One-handed plugin base for easy installation
- Large variant (L) with extra wiring space for cables with a cross-section of up to 2.5 mm²



◀ Zero-cross switching provides the detector relay with reliable protection against high inrush currents, such as when using LED lighting.

The sensor head of the BASIC outdoor motion detector can be rotated or tilted as desired, making it easy to adjust the range and field of detection. ▶



ENERGY ONLY WHEN IT'S NEEDED? ESY!

FOCUS A





CLASSIC INDOOR APPLICATIONS
(SUCH AS OFFICES, CORRIDORS AND ENTRANCE AREAS)



AUTOMATION FOR INDOOR AREAS BASIC FM PRESENCE AND MOTION DETECTORS





- Ceiling presence and motion detectors for recessed mounting
- Detection angle: 360°
- Zero-cross switching protects the relay
- Push button input for manual override (with stairwell light function)

NEW!

Product group / product name	Item no.
 MD 360/8 BASIC FM	EB10431708
 PD 360/8 BASIC FM	EB10431722
 MD 360/24 BASIC FM	EB10431715
 PD 360/24 BASIC FM	EB10431739

AUTOMATION FOR INDOOR AREAS BASIC PRESENCE AND MOTION DETECTORS

- Ceiling presence and motion detectors for surface or flush mounting
- Detection angle: 360°
- Zero-cross switching protects the relay
- Push button input for manual override (with stairwell light function)
- Ceiling mounting possible when using the optional accessories

Product group / product name	Item no.
 MD 360/8 BASIC	EB10430404
 PD 360/8 BASIC	EB10430411
 MD 360/24 BASIC	EB10430848
 PD 360/24 BASIC	EB10430855

PERFORMANCE FOR SIMPLICITY

ESYLUX Asia Ltd. | sales@esyflux.com.hk | www.esylux.com

FOCUS PRODUCTS

FOCUS B





APPLICATIONS IN CHALLENGING ENVIRONMENTS
(SUCH AS UNDERGROUND CAR PARKS, SANITARY AND
OUTDOOR APPLICATIONS)



AUTOMATION FOR INDOOR AREAS BASIC IP54 PRESENCE AND MOTION DETECTORS





- Ceiling presence and motion detectors for surface or flush mounting
- Detection angle: 360°
- Zero-cross switching protects the relay
- Push button input for manual override (with stairwell light function)
- Feature protection type IP54

NEW!

Product group / product name	Item no.
 MD 360/8 BASIC IP54	EB10431340
 PD 360/8 BASIC IP54	EB10431302
 MD 360/24 BASIC IP54	EB10431333
 PD 360/24 BASIC IP54	EB10431289

AUTOMATION FOR OUTDOOR AREAS BASIC MOTION DETECTORS

- Motion detectors with 180° detection angle
- Offer high-quality technology at an entry-level price
- One-handed plugin base for easy installation
- Large variant (L) with extra wiring space for cables with a cross-section of up to 2.5 mm²

Product group / product name	Item no.
 MD 180 BASIC white	EM10055089
 MD 180 BASIC black	EM10055096
 MD 180 BASIC L white	EM10055508
 MD 180 BASIC L black	EM10055515

Please contact your electrical wholesaler to enquire about your purchase price.

For delivery times and further information on our products, please refer to our website.