

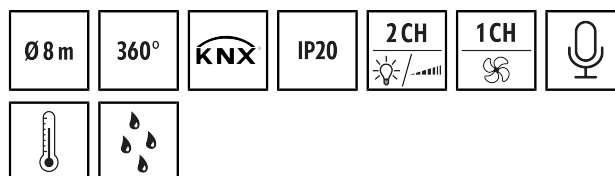
## PD-ATMO 360i/8 A KNX

**Item number**      **GTIN**  
 EP10427206      4015120427206



### Technical data

GENERAL	
Device category	Ceiling-mounted presence detector
Included in delivery	Includes lens mask
User interface	IR remote control, ETS-Software
Remote controllable	✓
Conformity	CE, EAC, RoHS, WEEE
Warranty	5 years
ATTACHMENT	
Installation type	Flush-mounted/Device socket Ø 68 mm
Installation position	Ceiling
Installation dimension	Installation depth: 24 mm, Ø 60 mm
Type of connection	Push terminal
Connectable wire cross section	0.6 - 0.8 mm <sup>2</sup>
Number of contacts	4
HOUSING	
Dimensions	Height 62 mm, Ø 108 mm
Weight	127 g
Material	UV-stabilised polycarbonate
Protection type	IP20
Permissible ambient temperature	-25 °C...+50 °C
Relative humidity	5 - 93 %, non-condensing, 10 - 90%, non-condensing
Colour	white, similar to RAL 9010
ELECTRICAL VERSION	
Control system	KNX
Protection class	III
Nominal voltage	29 - 31 V DC



### Product description

- **KNX** recessed ceiling-mounted presence detector with **360° field of detection**
- **Range of up to 8 m** in the diameter at a recommended installation height of 3 m
- **In-built acoustic sensor** perfect for use in areas with a complex layout
- Additional measurement of the ambient temperature and relative humidity
- For use in KNX (EIB), TP (twisted pair) bus system in conjunction with other KNX components
- Parameter and function settings via ETS (Engineering Tool Software)

### Offers special product features like:

- Sensor devices: Humidity, temperature, acoustics, light, presence
- Presence and daylight dependent constant light control
- KNX functions: Alarm via object, twilight switch (1 object), brightness detection via object, light-dependent motion detection, scene telegram via object, night-light feature (7 colours available)

Power consumption	0.2 W
Power consumption	6 mA
Stand-by consumption	< 0.3 W

### SENSORS

Detection angle	360°
Detection range diagonally	Ø 8 m
Detection range head-on	Ø 6 m
Detection range presence	Ø 4 m
Field of detection	up to 50 m <sup>2</sup>
Recommended installation height	3 m
Max. mounting height	5 m
Light measurement	mixed light
Level of brightness	5 - 2000 lx

### CHANNELS (LIGHTING / HVAC)

Number of light channels	2
Number of HVAC-channels	1
Push button input lighting	2
Push button input HVAC	✓
Slave input	✓
Mode	Semi-automatic, Fully automatic
Switching delay from "dark to light"	300 s
Switching delay from "light to dark"	30 s
Constant light control	✓
Sensitivity configurable	✓
KNX input	manual light control, block objects, reset, slave
KNX output	presence, status, light value, HVAC

## PD-ATMO 360i/8 A KNX

<b>Item number</b>	<b>GTIN</b>
EP10427206	4015120427206

KNX functions	Presence simulation, Constant lighting control, Manual override, Master- / slave-toiminto, Night-light feature, Sensitivity configurable, Sends a telegram at regular intervals
Channel	<b>C1</b> Lighting
Function	Switching, Regulate
Switch contact	Bus system
Push button input	-
Impulse mode	-
Switch-off delay time	30 s...720 min (adjustable in steps)
Orientation light	disabled/10 - 50 %, 2 values can be selected
Switch-off delay time, orientation light	60 s...250 min
Channel	<b>C2</b> Lighting
Function	Switching, Regulate
Offset setting	c2 offset from c1 (-100 % to +100 %)

Switch contact	Bus system
Push button input	-
Impulse mode	-
Switch-off delay time	10 s...60 min (adjustable in steps)
Orientation light	disabled/10 - 50 %, 2 values can be selected
Switch-off delay time, orientation light	60 s...250 min
Channel	<b>C3</b> HVAC
Function	Switching
Switch contact	Bus system
Push button input	-
Switch-on delay	120 s...30 min
Impulse mode	-
Switch-off delay time	60 s...720 min (adjustable in steps)

### Factory settings

<b>GENERAL</b>	
Sensitivity	90 %
Orientation light ON	-
Orientation light, depending on brightness	✓
Switching threshold for orientation light	500 lx
Deviation (%)	0 %
Luminous efficiency switch-on value	60 %
<b>CHANNELS (LIGHTING / HVAC)</b>	
Channel	<b>C1</b> Lighting

Operating mode	fully automatic
Level of brightness/switching threshold	500 lx
Switch-off delay time	5 min
Luminous efficiency of orientation light	10 %
Channel	<b>C2</b> HVAC
Operating mode	fully automatic
Level of brightness/switching threshold	500 lx
Switch-off delay time	60 min
Luminous efficiency of orientation light	25 %

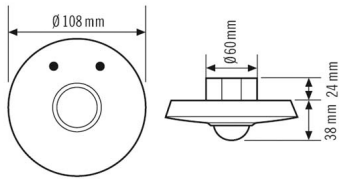
### Accessories

Product designation	Item number	Product description	GTIN
<b>Mounting</b>			
COMPACT MOUNTING BOX IP20 SM WH	EP10425370	Surface-mounted box for COMPACT series, IP20, white	4015120425370
COMPACT MOUNTING BOX IP54 SM WH	EP10425905	Surface-mounted box for COMPACT series, IP54, white	4015120425905
MOUNTING SET IP20 FM 62 WH	EP10425929	Recessed ceiling mounting set includes installation bracket and dust-protected box, 62 mm	4015120425929
<b>Protection</b>			
BASKET GUARD ROUND LARGE	EM10425608	Basket guard for presence and motion detectors and smoke detectors, Ø 180 mm, height 90 mm	4015120425608
BASKET GUARD ROUND SMALL	EM10425615	Basket guard for presence and motion detectors and smoke detectors, Ø 165 mm, height 70 mm	4015120425615
<b>Remote control</b>			
REMOTE CONTROL PDi/USER	EM10425547	IR remote control for end users of presence detectors	4015120425547
TELESCOPE MAGNET	EC10430022	Telescope magnet	4015120430022

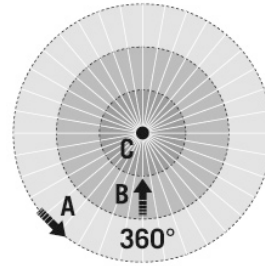
## PD-ATMO 360i/8 A KNX

**Item number**      **GTIN**  
 EP10427206      4015120427206

### Dimension drawing



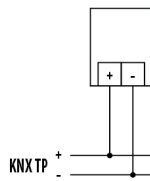
### Field of detections



### Detection range

■ Diagonally (A)	Ø 8 m
■ Frontal (B)	Ø 6 m
■ Presence area (C)	Ø 4 m

### Circuit diagram



Standard operation.

## PD-ATMO 360i/8 A KNX

Item number	GTIN
EP10427206	4015120427206

### Detailed product description

---

- **KNX** recessed ceiling-mounted presence detector with **360° field of detection**
- **Range of up to 8 m** in the diameter at a recommended installation height of 3 m
- **In-built acoustic sensor** perfect for use in areas with a complex layout
- Additional measurement of the ambient temperature and relative humidity
- For use in KNX (EIB), TP (twisted pair) bus system in conjunction with other KNX components
- Parameter and function settings via ETS (Engineering Tool Software)
- Manual, temporary switching/dimming via user remote control
- Communication objects (full listing of communication objects at [www.esylux.com](http://www.esylux.com))
  - Constant light control or switching
  - Heating, ventilation and air conditioning (HVAC)
  - Block object for heating, ventilation and air conditioning (HVAC)
  - Light value output (2 byte)
  - Status report
  - Presence output (Heating, ventilation and air conditioning) HVAC
  - Can be used as "master" or "slave"
  - KNX button control for light channels
  - Fully automatic or semi-automatic
  - 2 light values selectable for orientation light 10 % - 50 %
  - Test mode
  - Correction factor for interior lighting
- Flush-mounted device as standard
- Surface mounting or recessed ceiling mounting possible with accessories
- Targeted masking out of areas by means of an enclosed lens mask