

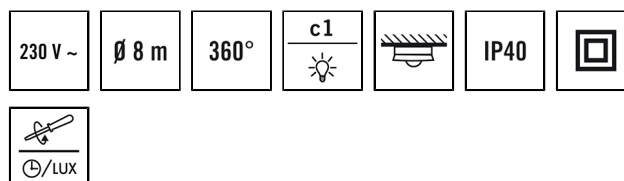
PD 360/8 BASIC SMB

Item number **GTIN**
 EB10430480 4015120430480



Technical data

GENERAL	
Device category	Ceiling-mounted presence detector
Included in delivery	Includes lens mask
Product information	Please note the Explanation of circuit breaker in the download area of the product!
User interface	Adjusting controller
Remote controllable	–
Conformity	CE, EAC, RoHS, WEEE
Product-specific information	Lens mask and spacer not included in delivery
Warranty	5 years
ATTACHMENT	
Installation type	Surface mounting
Installation position	Ceiling
Type of connection	Push terminal
Connectable wire cross section	1.50 – 4.00 mm ²
HOUSING	
Dimensions	Height/Depth 50 mm, Ø 101 mm
Weight	115 g
Material	UV-stabilised polycarbonate
Protection type	IP40
Permissible ambient temperature	0 °C...+50 °C
Relative humidity	5 - 93 %, non-condensing
Colour	white, similar to RAL 9010
ELECTRICAL VERSION	
Control system	ON/OFF
Protection class	II



Product description

- Presence detector with **360° field of detection** For ceiling mounting
- **Range of up to 8 m** in the diameter at a recommended installation height of 3 m
- 10 A high-performance relay
- Zero-cross switching for gentle switching
- Factory setting for immediate operational readiness

Offers special product features like:

- Zero-cross switching

Nominal voltage	230 V ~ / 50 Hz
In-rush current	78 A / 5 ms
Power consumption	0.2 W

SENSORS

Detection angle	360°
Detection range diagonally	Ø 8 m
Detection range head-on	Ø 6 m
Detection range presence	Ø 4 m
Field of detection	up to 50 m ²
Recommended installation height	3 m
Max. mounting height	5 m
Light measurement	mixed light
Level of brightness	5–2000 lx

CHANNELS (LIGHTING / HVAC)

Number of light channels	1
Push button input lighting	1
Push button input HVAC	–
Number of parallel switchable detectors	8
Slave input	–
Mode	Fully automatic
Switching delay from "dark to light"	300 s
Switching delay from "light to dark"	30 s
Constant light control	–
Channel	C1 Lighting
Function	Switching
Switching capacity	230 V/50 Hz 2300 W/10 A (cos phi = 1) 1150 VA/5 A (cos phi = 0,5)

PD 360/8 BASIC SMB

Item number	GTIN
EB10430480	4015120430480

	600 W LED
Switch contact	make contact / non-floating
Push button input	✓

Impulse mode	✓
Switch-off delay time	15 s...30 min (adjustable in steps)

Factory settings

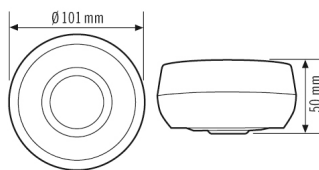
GENERAL	
CHANNELS (LIGHTING / HVAC)	
Channel	C1 Lighting

Level of brightness/switching threshold	500 lx
Switch-off delay time	5 min

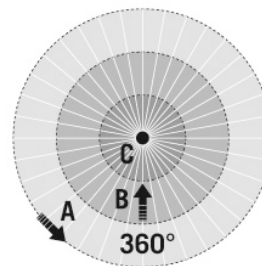
Accessories

Product designation	Item number	Product description	GTIN
Cover			
BASIC 8 LENS MASK	EB10423093	Spare part Lens mask 8 m	4015120423093
Mounting			
BASIC SPACER WH	EB10423130	Spacer for BASIC series, white, compatible with BASIC IP40 variants	4015120423130
Protection			
BASKET GUARD ROUND LARGE	EM10425608	Basket guard for presence and motion detectors and smoke detectors, Ø 180 mm, height 90 mm	4015120425608

Dimension drawing



Field of detections



Detection range

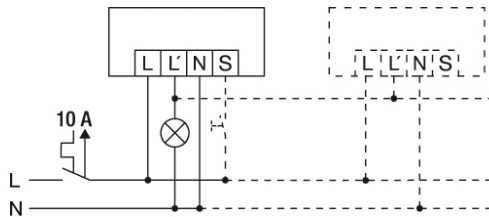
Diagonally (A)	Ø 8 m
Frontal (B)	Ø 6 m
Presence area (C)	Ø 4 m

DATA SHEET

PD 360/8 BASIC SMB

Item number **GTIN**
EB10430480 4015120430480

Circuit diagram



Standard operation with additional control by means of a closing button. If required, the light can be manually switched on or off with the button. To extend the field of detection, the detectors can be connected in parallel.