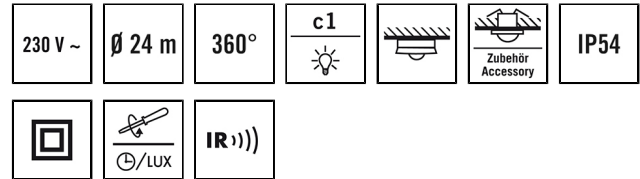


## PD 360i/24 BASIC IP54

**Item number** EB10431296  
**GTIN** 4015120431296



### Product description

- Ceiling-mounted presence detector with 360° field of detection
- Automatic light control depending on presence and daylight
- Range of up to 24 m in diameter at a recommended installation height of 3 m
- Protection type: IP54
- 10 A high-performance relay
- Protective zero-cross switching: extension of the lifetime of the relay and illuminants using electronic ballasts (e.g. fluorescent lamps, LEDs)
- Factory settings for immediate operational readiness
- Additional switch input
- Remote controllable
- Standard version as surface-mounted device, recessed ceiling mounting possible with accessories
- Sensing range upgrade through parallel connection

### Offers special product features like:

- Zero-cross switching
- Simple parameterisation, remote control and documentation with ESY-Pen and ESY-App

### Technical data

| GENERAL                         |                                                                                     |
|---------------------------------|-------------------------------------------------------------------------------------|
| Product-specific information    | Lens mask and spacer not included in delivery                                       |
| Warranty                        | 5 years                                                                             |
| Device category                 | Ceiling-mounted presence detector                                                   |
| Included in delivery            | Includes lens mask                                                                  |
| Product information             | Please note the Explanation of circuit breaker in the download area of the product! |
| User interface                  | Adjusting controller, IR remote control                                             |
| Remote controllable             | ✓                                                                                   |
| Conformity                      | CE, EAC, RoHS, WEEE                                                                 |
| ATTACHMENT                      |                                                                                     |
| Installation type               | Surface mounting                                                                    |
| Installation position           | Ceiling                                                                             |
| Type of connection              | Screwed terminal                                                                    |
| Connectable wire cross section  | 0.75 – 2.50 mm <sup>2</sup>                                                         |
| HOUSING                         |                                                                                     |
| Dimensions                      | Height/Depth 73 mm, Ø 101 mm                                                        |
| Weight                          | 145 g                                                                               |
| Material                        | UV-stabilised polycarbonate                                                         |
| Protection type                 | IP54                                                                                |
| Permissible ambient temperature | 0 °C...+50 °C                                                                       |
| Relative humidity               | 5 - 93 %, non-condensing                                                            |
| Colour                          | white, similar to RAL 9010                                                          |

| ELECTRICAL VERSION                      |                                                  |
|-----------------------------------------|--------------------------------------------------|
| Control system                          | ON/OFF                                           |
| Protection class                        | II                                               |
| Nominal voltage                         | 230 V ~ / 50 - 60 Hz                             |
| In-rush current                         | 78 A / 5 ms                                      |
| Power consumption                       | 0.2 W                                            |
| SENSORS                                 |                                                  |
| Detection angle                         | 360°                                             |
| Detection range diagonally              | Ø 24 m                                           |
| Detection range head-on                 | Ø 8 m                                            |
| Detection range presence                | Ø 8 m                                            |
| Field of detection                      | up to 453 m <sup>2</sup>                         |
| Range adjustment                        | mechanically with included cut to size lens mask |
| Recommended installation height         | 3 m                                              |
| Max. mounting height                    | 5 m                                              |
| Light measurement                       | mixed light                                      |
| Level of brightness                     | 5–2000 lx                                        |
| CHANNELS (LIGHTING / HVAC)              |                                                  |
| Number of light channels                | 1                                                |
| Push button input lighting              | 1                                                |
| Push button input HVAC                  | –                                                |
| Number of parallel switchable detectors | 8                                                |
| Slave input                             | –                                                |
| Mode                                    | Semi-automatic, Fully automatic                  |

## PD 360i/24 BASIC IP54

|                    |               |
|--------------------|---------------|
| <b>Item number</b> | <b>GTIN</b>   |
| EB10431296         | 4015120431296 |

|                                      |                    |                                     |
|--------------------------------------|--------------------|-------------------------------------|
| Switching delay from "dark to light" | 300 s              | 2300 W/10 A (cos phi = 1)           |
| Switching delay from "light to dark" | 30 s               | 1150 VA/5 A (cos phi = 0,5)         |
| Constant light control               | –                  | 600 W LED                           |
| Channel                              | <b>C1</b> Lighting | Switch contact                      |
| Function                             | Switching          | make contact / non-floating         |
| Switching capacity                   | 230 V/50 Hz        | Push button input                   |
|                                      |                    | ✓                                   |
|                                      |                    | Impulse mode                        |
|                                      |                    | ✓                                   |
|                                      |                    | Switch-off delay time               |
|                                      |                    | 15 s...30 min (adjustable in steps) |

### Factory settings

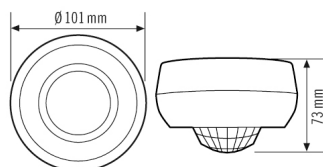
|                |       |
|----------------|-------|
| <b>GENERAL</b> |       |
| Sensitivity    | 100 % |

|                                         |                    |
|-----------------------------------------|--------------------|
| <b>CHANNELS (LIGHTING / HVAC)</b>       |                    |
| Channel                                 | <b>C1</b> Lighting |
| Level of brightness/switching threshold | 500 lx             |
| Switch-off delay time                   | 5 min              |

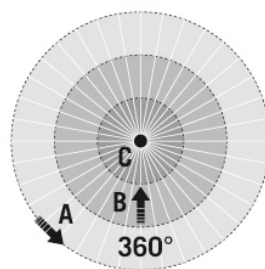
### Accessories

| Product designation      | Item number | Product description                                                                                                                    | GTIN          |
|--------------------------|-------------|----------------------------------------------------------------------------------------------------------------------------------------|---------------|
| <b>Cover</b>             |             |                                                                                                                                        |               |
| BASIC IP54 24 LENS MASK  | EB10423505  | Spare part Lens mask 24 m IP54                                                                                                         | 4015120423505 |
| <b>Protection</b>        |             |                                                                                                                                        |               |
| BASKET GUARD ROUND LARGE | EM10425608  | Basket guard for presence and motion detectors and smoke detectors, Ø 180 mm, height 90 mm                                             | 4015120425608 |
| <b>Remote control</b>    |             |                                                                                                                                        |               |
| ESY-Pen                  | EP10425356  | ESY-Pen and ESY-App, two tools for every task: (1) Parameterisation, (2) remote control, (3) light measurement, (4) project management | 4015120425356 |
| REMOTE CONTROL MDi/PDi   | EM10425509  | IR remote control for presence detectors and motion detectors                                                                          | 4015120425509 |

### Dimension drawing



### Field of detections



### Detection range

|                   |        |
|-------------------|--------|
| Diagonally (A)    | Ø 24 m |
| Frontal (B)       | Ø 8 m  |
| Presence area (C) | Ø 8 m  |

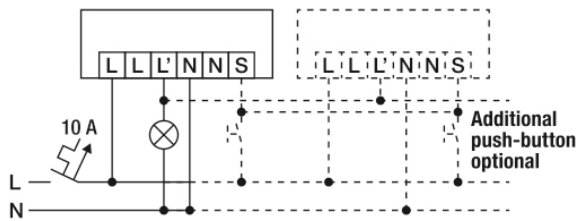
# DATA SHEET

## PD 360i/24 BASIC IP54

**Item number**      **GTIN**  
EB10431296      4015120431296

### Circuit diagram

---



---

*Standard operation*