

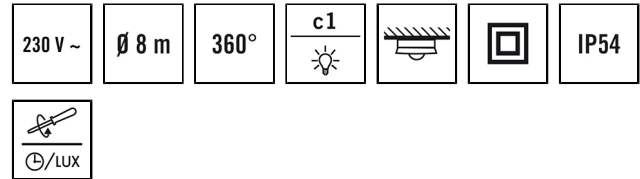
PD 360/8 BASIC IP54

Item number EB10431302
GTIN 4015120431302



Technical data

GENERAL	
Device category	Ceiling-mounted presence detector
Product information	Please note the Explanation of circuit breaker in the download area of the product!
User interface	Adjusting controller
Remote controllable	–
Conformity	CE, EAC, RoHS, WEEE
Product-specific information	Lens mask and spacer not included in delivery
Warranty	5 years
ATTACHMENT	
Installation type	Surface mounting
Installation position	Ceiling
Type of connection	Screwed terminal
Connectable wire cross section	0.75 – 2.50 mm ²
HOUSING	
Dimensions	Height/Depth 51 mm, Ø 102 mm
Weight	120 g
Material	UV-stabilised polycarbonate
Protection type	IP54
Permissible ambient temperature	0 °C...+50 °C
Relative humidity	5 – 93 %, non-condensing
Colour	white, similar to RAL 9010
ELECTRICAL VERSION	
Control system	ON/OFF
Protection class	II
Nominal voltage	230 – 230 V ~ / 50 – 60 Hz



Product description

- Ceiling-mounted presence detector with 360° field of detection
- Automatic light control depending on presence and daylight
- Range of up to 8 m in diameter at a recommended installation height of 3 m
- Protection type: IP54
- 10 A high-performance relay
- Protective zero-cross switching: extension of the lifetime of the relay and illuminants using electronic ballasts (e.g. fluorescent lamps, LEDs)
- Factory settings for immediate operational readiness
- Additional switch input
- Sensing range upgrade through parallel connection

Offers special product features like:

- Zero-cross switching

In-rush current	78 A / 5 ms
Power consumption	0.2 W

SENSORS

Detection angle	360°
Detection range diagonally	Ø 8 m
Detection range head-on	Ø 6 m
Detection range presence	Ø 4 m
Field of detection	up to 50 m ²
Range adjustment	mechanically using a lens mask that can be cut to size (available as an accessory)
Recommended installation height	3 m
Max. mounting height	5 m
Light measurement	mixed light
Level of brightness	5 – 2000 lx

CHANNELS (LIGHTING / HVAC)

Number of light channels	1
Push button input lighting	1
Push button input HVAC	–
Number of parallel switchable detectors	8
Slave input	–
Mode	Fully automatic
Switching delay from "dark to light"	300 s
Switching delay from "light to dark"	30 s
Constant light control	–
Channel	C1 Lighting
Function	Switching
Switching capacity	230 V/50 Hz 2300 W/10 A (cos phi = 1)

DATA SHEET

PD 360/8 BASIC IP54

Item number	GTIN
EB10431302	4015120431302

1150 VA/5 A (cos phi = 0,5) 600 W LED	Push button input	✓
Switch contact	make contact / non-floating	
	Impulse mode	✓
	Switch-off delay time	15 s...30 min (adjustable in steps)

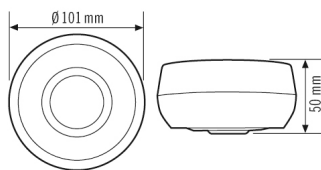
Factory settings

Channel	C1 Lighting	Switch-off delay time	5 min
Level of brightness/switching threshold	500 lx		

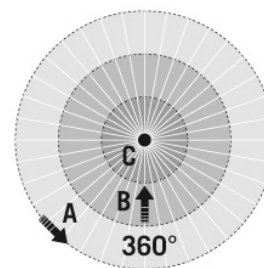
Accessories

Product designation	Item number	Product description	GTIN
Cover			
BASIC IP54 8 LENS MASK	EB10423512	Spare part Lens mask 8 m IP54	4015120423512
Protection			
BASKET GUARD ROUND LARGE	EM10425608	Basket guard for presence and motion detectors and smoke detectors, Ø 180 mm, height 90 mm	4015120425608

Dimension drawing



Field of detections



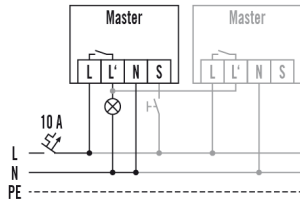
Detection range

Diagonally (A)	Ø 8 m
Frontal (B)	Ø 6 m
Presence area (C)	Ø 4 m

PD 360/8 BASIC IP54

Item number **GTIN**
EB10431302 4015120431302

Circuit diagram



Standard with optional control via a closing button and parallel wiring of max. ten devices.

Detailed product description

- Ceiling-mounted presence detector with 360° field of detection
- Automatic light control depending on presence and daylight
- Range of up to 8 m in diameter at a recommended installation height of 3 m
- Protection type: IP54
- 10 A high-performance relay
- Protective zero-cross switching: extension of the lifetime of the relay and illuminants using electronic ballasts (e.g. fluorescent lamps, LEDs)
- Factory settings for immediate operational readiness
- Additional switch input
- Sensing range upgrade through parallel connection