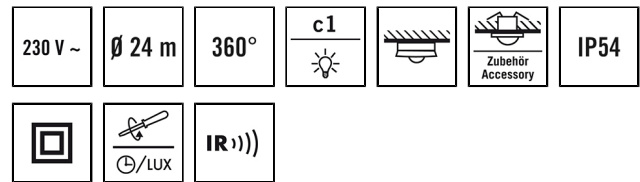


MD 360i/24 BASIC IP54

Item number EB10431326
GTIN 4015120431326



Product description

- Ceiling-mounted presence detector with 360° field of detection
- Range of up to 24 m in diameter at a recommended installation height of 3 m
- Protection type: IP54
- 10 A high-performance relay
- Zero-cross switching: Extension of the service life of the relay and bulbs with electronic ballasts (e.g. fluorescent lamps, LED) thanks to more gentle switching in zero-cross switching.
- Factory settings for immediate operational readiness
- Automatic light control depending on presence and daylight
- Additional switch input
- Remote controllable
- Standard version as surface-mounted device, recessed ceiling mounting possible with accessories
- Sensing range upgrade through parallel connection

Offers special product features like:

- Zero-cross switching
- Simple parameterisation, remote control and documentation with ESY-Pen and ESY-App

Technical data

GENERAL	
Device category	Ceiling-mounted motion detector
Included in delivery	Includes lens mask
Product information	Please note the Explanation of circuit breaker in the download area of the product!
User interface	Adjusting controller, IR remote control
Remote controllable	✓
Conformity	CE, EAC, RoHS, WEEE
Product-specific information	Lens mask and spacer not included in delivery
Warranty	5 years
ATTACHMENT	
Installation type	Surface mounting
Installation position	Ceiling
Type of connection	Screwed terminal
Connectable wire cross section	0.75 – 2.50 mm ²
HOUSING	
Dimensions	Height/Depth 73 mm, Ø 101 mm
Weight	145 g
Material	UV-stabilised polycarbonate
Protection type	IP54
Permissible ambient temperature	0 °C...+50 °C
Relative humidity	5 - 93 %, non-condensing

Colour white, similar to RAL 9010

ELECTRICAL VERSION

Control system	ON/OFF
Protection class	II
Nominal voltage	230 V ~ / 50 - 60 Hz
In-rush current	78 A / 5 ms
Power consumption	0.2 W

SENSORS

Detection angle	360°
Detection range diagonally	Ø 24 m
Detection range head-on	Ø 8 m
Field of detection	up to 453 m ²
Range adjustment	mechanically with included cut to size lens mask
Recommended installation height	3 m
Max. mounting height	5 m
Light measurement	mixed light
Level of brightness	5–1000 lx

CHANNELS (LIGHTING / HVAC)

Number of light channels	1
Push button input lighting	1
Push button input HVAC	–
Number of parallel switchable detectors	8

DATA SHEET

MD 360i/24 BASIC IP54

Item number	GTIN
EB10431326	4015120431326

Slave input	–
Mode	Semi-automatic, Fully automatic
Switching delay from "light to dark"	30 s
Constant light control	–
Channel	C1 Lighting
Function	Switching
Switching capacity	230 V/50 Hz

	2300 W/10 A (cos phi = 1) 1150 VA/5 A (cos phi = 0,5) 600 W LED
Switch contact	make contact / non-floating
Push button input	✓
Impulse mode	✓
Switch-off delay time	15 s...30 min (adjustable in steps)

Factory settings

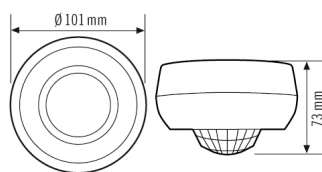
GENERAL	
Sensitivity	100 %
CHANNELS (LIGHTING / HVAC)	
Channel	C1 Lighting

Operating mode	fully automatic
Level of brightness/switching threshold	100 lx
Switch-off delay time	5 min

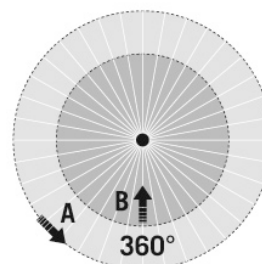
Accessories

Product designation	Item number	Product description	GTIN
Cover			
BASIC IP54 24 LENS MASK	EB10423505	Spare part Lens mask 24 m IP54	4015120423505
Protection			
BASKET GUARD ROUND LARGE	EM10425608	Basket guard for presence and motion detectors and smoke detectors, Ø 180 mm, height 90 mm	4015120425608
Remote control			
ESY-Pen	EP10425356	ESY-Pen and ESY-App, two tools for every task: (1) Parameterisation, (2) remote control, (3) light measurement, (4) project management	4015120425356
REMOTE CONTROL MDi/PDi	EM10425509	IR remote control for presence detectors and motion detectors	4015120425509

Dimension drawing



Field of detections



Detection range

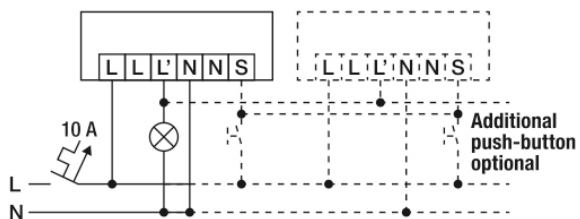
Diagonally (A)	Ø 24 m
Frontal (B)	Ø 8 m

DATA SHEET

MD 360i/24 BASIC IP54

Item number **GTIN**
EB10431326 4015120431326

Circuit diagram



Standard operation