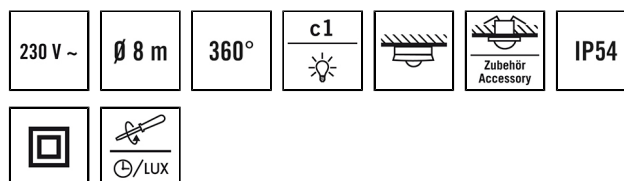


MD 360/8 BASIC IP54

Item number EB10431340
GTIN 4015120431340



Product description

- Ceiling-mounted presence detector with 360° field of detection
- Range of up to 8 m in diameter at a recommended installation height of 3 m
- Protection type: IP54
- 10 A high-performance relay
- Zero-cross switching: Extension of the service life of the relay and bulbs with electronic ballasts (e.g. fluorescent lamps, LED) thanks to more gentle switching in zero-cross switching.
- Factory settings for immediate operational readiness
- Automatic light control depending on presence and daylight
- Additional switch input
- Standard version as surface-mounted device, recessed ceiling mounting possible with accessories
- Sensing range upgrade through parallel connection

Offers special product features like:

- Zero-cross switching

Technical data

GENERAL	
Device category	Ceiling-mounted motion detector
Included in delivery	Includes lens mask
Product information	Please note the Explanation of circuit breaker in the download area of the product!
User interface	Adjusting controller
Remote controllable	–
Conformity	CE, EAC, RoHS, WEEE
Product-specific information	Lens mask and spacer not included in delivery
Warranty	5 years
ATTACHMENT	
Installation type	Surface mounting
Installation position	Ceiling
Type of connection	Screw terminal
Connectable wire cross section	0.75 – 2.50 mm ²
HOUSING	
Dimensions	Height/Depth 50 mm, Ø 101 mm
Weight	120 g
Material	UV-stabilised polycarbonate
Protection type	IP54
Permissible ambient temperature	0 °C...+50 °C
Relative humidity	5 - 93 %, non-condensing
Colour	white, similar to RAL 9010

ELECTRICAL VERSION	
Control system	ON/OFF
Protection class	II
Nominal voltage	230 V ~ / 50 - 60 Hz
In-rush current	78 A / 5 ms
Power consumption	0.2 W
SENSORS	
Detection angle	360°
Detection range diagonally	Ø 8 m
Detection range head-on	Ø 6 m
Field of detection	up to 50 m ²
Range adjustment	mechanically with included cut to size lens mask
Recommended installation height	3 m
Max. mounting height	5 m
Light measurement	mixed light
Level of brightness	5–1000 lx
CHANNELS (LIGHTING / HVAC)	
Number of light channels	1
Push button input lighting	1
Push button input HVAC	–
Number of parallel switchable detectors	8
Slave input	–
Mode	Fully automatic
Switching delay from "light to dark"	30 s
Constant light control	–

MD 360/8 BASIC IP54

Item number	GTIN
EB10431340	4015120431340

Channel	C1 Lighting	600 W LED
Function	Switching	Switch contact
Switching capacity	230 V/50 Hz 2300 W/10 A (cos phi = 1) 1150 VA/5 A (cos phi = 0,5)	make contact / non-floating
		Push button input
		Impulse mode
		Switch-off delay time
		15 s...30 min (adjustable in steps)

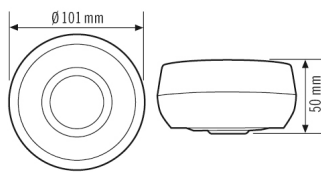
Factory settings

GENERAL	Operating mode	fully automatic
CHANNELS (LIGHTING / HVAC)	Level of brightness/switching threshold	100 lx
Channel	Switch-off delay time	5 min

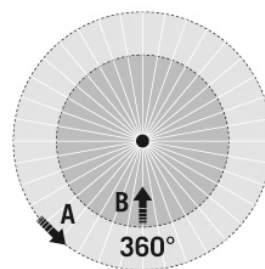
Accessories

Product designation	Item number	Product description	GTIN
Cover			
BASIC IP54 8 LENS MASK	EB10423512	Spare part Lens mask 8 m IP54	4015120423512
Protection			
BASKET GUARD ROUND LARGE	EM10425608	Basket guard for presence and motion detectors and smoke detectors, Ø 180 mm, height 90 mm	4015120425608

Dimension drawing



Field of detections



Detection range

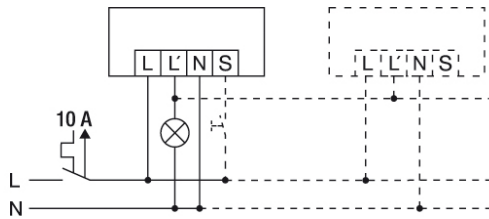
Diagonally (A)	Ø 8 m
Frontal (B)	Ø 6 m

DATA SHEET

MD 360/8 BASIC IP54

Item number **GTIN**
EB10431340 4015120431340

Circuit diagram



Standard operation