

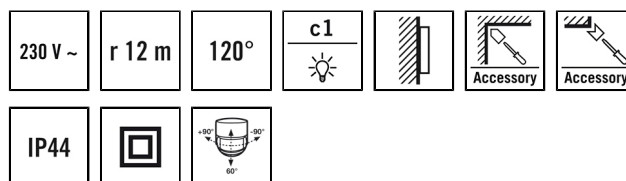
## MD 120 black

**Item number**      **GTIN**  
EM10025235      4015120025235



### Technical data

GENERAL	
Device category	Outdoor motion detector
Product information	Please note the Explanation of circuit breaker in the download area of the product!
User interface	Adjusting controller
Remote controllable	–
Conformity	CE, EAC, RoHS, WEEE
Warranty	5 years
ATTACHMENT	
Installation type	Surface mounting
Installation position	Wall
Type of connection	Push terminal
Connectable wire cross section	0.75 – 2.5 mm <sup>2</sup>
HOUSING	
Dimensions	Length 102 mm x Width 74 mm x Height/Depth 81 mm
Weight	180 g
Material	UV-stabilised polycarbonate
Protection type	IP44
Permissible ambient temperature	-25 °C...+55 °C
Relative humidity	5 – 95 %, non-condensing
Colour	black, similar to RAL 9005
ELECTRICAL VERSION	
Control system	ON/OFF
Protection class	II
Nominal voltage	230 V ~ / 50 Hz
In-rush current	30 A / 20 ms



### Product description

- Motion detector with **120° field of detection** for convenient light switching
- Sensing and range adjustment due to revolving and tilting spherical head technology
- Special bracket for mounting on inner and outer corners, available as accessory

#### Offers special product features like:

- One-hand plug-in base
- Zero-cross switching

Power consumption	0.5 W
SENSORS	
Detection angle	120° sensor horizontally rotatable +/- 90°
Detection range diagonally	12 m
Detection range head-on	5 m
Field of detection	up to 151 m <sup>2</sup>
Range adjustment	mechanically by tilting the motion detector head max 80°
Recommended installation height	2.5 m
Max. mounting height	2.5 m
Light measurement	mixed light
Level of brightness	10 – 2000 lx
CHANNELS (LIGHTING / HVAC)	
Number of light channels	1
Push button input HVAC	–
Number of parallel switchable detectors	8
Slave input	–
Switching delay from "dark to light"	0 s
Switching delay from "light to dark"	0 s
Constant light control	–
Channel	<b>C1</b> Lighting
Function	Switching
Switching capacity	230 V/50 Hz 1000 W/4,5 A (cos phi = 1) 500 VA/2,25 A (cos phi = 0,5) 250 W LED
Switch contact	make contact / non-floating
Push button input	–

## MD 120 black

Item number	GTIN
EM10025235	4015120025235

Impulse mode	–	Switch-off delay time	10 s...15 min (adjustable in steps)
--------------	---	-----------------------	-------------------------------------

### Factory settings

GENERAL		CHANNELS (LIGHTING / HVAC)	
Sensitivity	100 %	Channel	C1 Lighting
		Operating mode	fully automatic

### Accessories

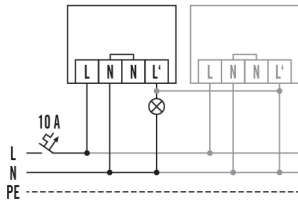
Product designation	Item number	Product description	GTIN
<b>Electrical accessories</b>			
FILTER 230 V	EP10426988	Filter for suppression of inductive loads, such as relays, contactors, fluorescent lamps and transformers	4015120426988
<b>Mounting</b>			
MD EDGE MOUNTING BK	EM10025532	Corner bracket for MD series, black	4015120025532

Dimension drawing	Field of detections	Detection range	
		<input type="checkbox"/> Diagonally (A)	12 m
		<input type="checkbox"/> Frontal (B)	5 m

## MD 120 black

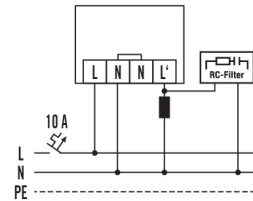
Item number      GTIN  
 EM10025235      4015120025235

### Circuit diagram



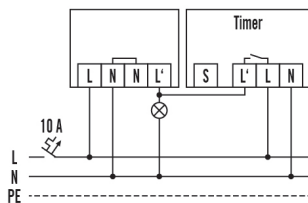
Standard operation with optional parallel wiring of max. eight motion detectors.

### Circuit diagram



When connecting inductors (e.g. relays, contactors, ballasts) the use of a filter (A) may be necessary.

### Circuit diagram



Standard operation with automatic stairwell light.

### Detailed product description

- Motion detector with **120° field of detection** for convenient light switching
- One-handed plug-base installation for quick and easy installation
- Double diaphragm line entry
- Connector bracket with large wiring space and optional line entrance from the top, bottom or rear
- Plug-in terminal for through-wiring of the protective conductor included
- Sensing and range adjustment due to revolving and tilting spherical head technology
- Zero-cross switching: Extension of the lifetime of relays and illuminants with electronic ballasts (e.g. fluorescent lamps, LEDs) thanks to more gentle zero-cross switching
- For wall mounting
- Special bracket for mounting on inner and outer corners, available as accessory