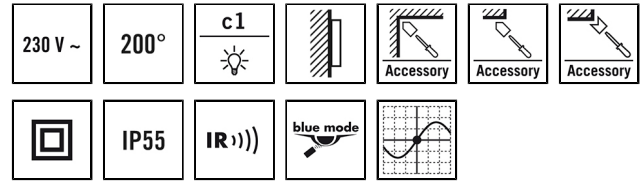


DEFENSOR MD 200° 24 IR 1C IP55 AN

Item number **GTIN**
EM10025365 4015120025365



Product description

- Motion detector with 200° field of detection and range with 24-m diameter (tangential)
- Factory settings ensure immediate operability
- Easy through-wiring thanks to double diaphragm line entry, including for earthing cable with a diameter of 15 mm
- Very high overvoltage protection (surge 2 kV, burst 4 kV)
- Zero-cross switching for LED switching that protects the relay

Offers special product features like:

- Simple parameterisation, remote control and documentation with ESY-Pen and ESY-App

Technical data

GENERAL	
Device category	Outdoor motion detector
Product information	Please note the Explanation of circuit breaker in the download area of the product!
User interface	IR remote control
Remote controllable	✓
Conformity	CE, EAC, RoHS, WEEE
Warranty	5 years
ATTACHMENT	
Installation type	Surface mounting
Installation position	Wall
Type of connection	Push terminal
Connectable wire cross section	0.75 – 2.50 mm ²
Number of contacts	5
HOUSING	
Dimensions	Length 108 mm x Width 92 mm x Height/Depth 107.5 mm
Weight	234 g
Material	UV-resistant plastic
Protection type	IP55
Permissible ambient temperature	-25 °C...+50 °C
Relative humidity	10 - 90 %, non-condensing
Impact resistance	IK07
Colour	graphite grey, similar to RAL 7024
ELECTRICAL VERSION	
Control system	ON/OFF
Protection class	II

Nominal voltage	220 - 240 V ~ / 50 - 60 Hz
In-rush current	800 A / 200 μs
Stand-by consumption	< 0.5 W

SENSORS	
Detection angle	200° horizontally rotatable +/- 30°, vertically tiltable by -10°
Detection range diagonally	Ø 24 m
Detection range head-on	Ø 8 m
Field of detection	up to 252 m ²
Range adjustment	Mechanical, electronic
Recommended installation height	3 m
Max. mounting height	5 m
Light measurement	Daylight
Level of brightness	2 - 2000 lx

CHANNELS (LIGHTING / HVAC)	
Number of light channels	1
Push button input lighting	1
Push button input HVAC	–
Number of parallel switchable detectors	10
Slave input	–
Constant light control	–
Channel	C1 Lighting
Function	Switching
Switching capacity	230 V/50 - 60 Hz 2300 W / 10 A (cos phi = 1), 1150 VA / 5 AX (cos phi = 0,5) 600 W LED
Switch contact	make contact / non-floating

DATA SHEET

DEFENSOR MD 200° 24 IR 1C IP55 AN

Item number	GTIN
EM10025365	4015120025365

Push button input	✓
Impulse mode	✓

Switch-off delay time	60 s...240 min (adjustable in steps)
-----------------------	--------------------------------------

Factory settings

GENERAL	
Sensitivity	100 %

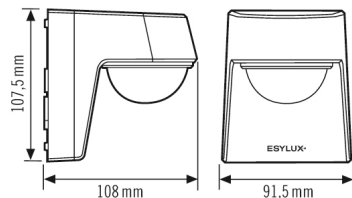
CHANNELS (LIGHTING / HVAC)	
Channel	C1 Lighting

Operating mode	fully automatic
Level of brightness/switching threshold	20 lx
Switch-off delay time	5 min

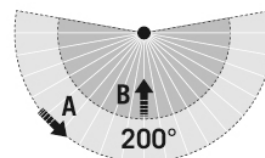
Accessories

Product designation	Item number	Product description	GTIN
Cover			
DEFENSOR MD 200° LENS MASK	EM10025440	Spare part Lens mask DEFENSOR MD 200°	4015120025440
Mounting			
DEFENSOR SPACER AN	EM10025433	Spacer for DEFENSOR series, anthracite	4015120025433
DEFENSOR EDGE MOUNTING AN	EM10025457	Corner bracket for DEFENSOR series, anthracite	4015120025457
Remote control			
ESY-Pen	EP10425356	ESY-Pen and ESY-App, two tools for every task: (1) Parameterisation, (2) remote control, (3) light measurement, (4) project management	4015120425356
DEFENSOR REMOTE CONTROL USER	EM10025495	IR remote control for end users of the DEFENSOR series: Setting the level of brightness, the switch-off delay time (5 or 15 minutes) and light ON/OFF for 12 hours	4015120025495

Dimension drawing



Field of detections



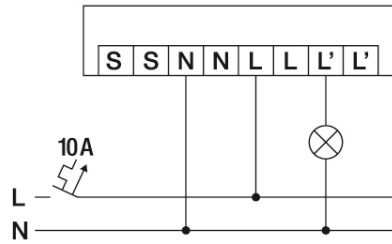
Detection range

Diagonally (A)	Ø 24 m
Frontal (B)	Ø 8 m

DEFENSOR MD 200° 24 IR 1C IP55 AN

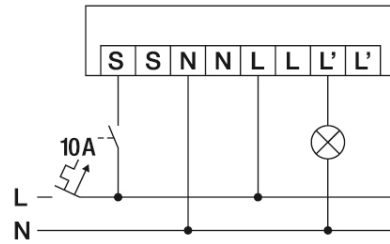
Item number GTIN
 EM10025365 4015120025365

Circuit diagram



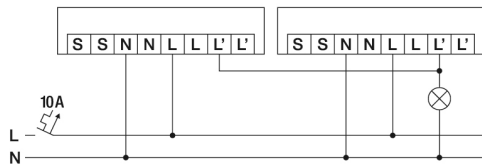
Standard operation

Circuit diagram



Standard operation with additional control by means of a button

Circuit diagram



A maximum of 10 devices can be connected in parallel.