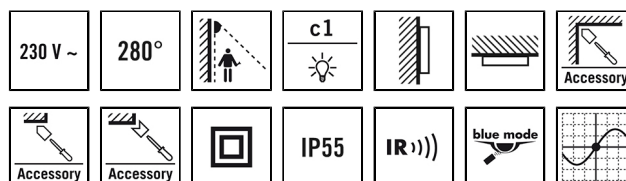


## DEFENSOR MD 280° 40 IR 1C IP55 AN

**Item number**      **GTIN**  
EM10025402      4015120025402



### Product description

- Motion detector with 280° field of detection and range with 40-m diameter (tangential)
- 360° anti-creep protection for unbroken coverage (can be deactivated)
- Factory settings ensure immediate operability
- Flexible sensor head for wall and ceiling mounting
- Through-wiring thanks to double diaphragm line entry, including for earthing cable with a diameter of 15 mm
- Very high overvoltage protection (surge 2 kV, burst 4 kV)
- Zero-cross switching for LED switching that protects the relay

### Offers special product features like:

- Time-dependent operation modes, intelligent vandalism and sabotage protection, motion direction-dependent switch-off delay time, creep protection
- Simple parameterisation, remote control and documentation with ESY-Pen and ESY-App

### Technical data

GENERAL	
Device category	Outdoor motion detector
Product information	Please note the Explanation of circuit breaker in the download area of the product!
User interface	IR remote control
Remote controllable	✓
Conformity	CE, EAC, RoHS, WEEE
Warranty	5 years
ATTACHMENT	
Installation type	Surface mounting
Installation position	Ceiling / wall
Type of connection	Push terminal
Connectable wire cross section	0.75 – 2.50 mm <sup>2</sup>
Number of contacts	5
HOUSING	
Dimensions	Length 138 mm x Width 92 mm x Height/Depth 107.5 mm
Weight	270 g
Material	UV-resistant plastic
Protection type	IP55
Permissible ambient temperature	-25 °C...+50 °C
Relative humidity	10 - 90 %, non-condensing
Impact resistance	IK07
Colour	graphite grey, similar to RAL 7024
ELECTRICAL VERSION	
Control system	ON/OFF
Protection class	II

Nominal voltage	220 - 240 V ~ / 50 - 60 Hz
In-rush current	800 A / 200 μs
Stand-by consumption	< 0.5 W

### SENSORS

Detection angle	280° (3 x 95° separately adjustable) and 360° creep protection vertically tiltable by +90°/-10°
Detection range diagonally	∅ 40 m
Detection range head-on	∅ 10 m
Detection range creep protection	∅ 4 m
Field of detection	up to 979 m <sup>2</sup>
Range adjustment	Mechanical, electronic
Recommended installation height	3 m
Max. mounting height	6 m
Light measurement	Daylight
Level of brightness	2 - 2000 lx

### CHANNELS (LIGHTING / HVAC)

Number of light channels	1
Push button input lighting	1
Push button input HVAC	–
Number of parallel switchable detectors	10
Slave input	–
Constant light control	–
Integrated timer	✓
Channel	C1 Lighting
Function	Switching
Switching capacity	230 V/50 - 60 Hz 2300 W / 10 A (cos phi = 1),

## DEFENSOR MD 280° 40 IR 1C IP55 AN

Item number	GTIN
EM10025402	4015120025402

	1150 VA / 5 AX (cos phi = 0,5) 600 W LED
Switch contact	make contact / non-floating

Push button input	✓
Impulse mode	✓
Switch-off delay time	60 s...240 min (adjustable in steps)

### Factory settings

GENERAL	
Sensitivity	100 %

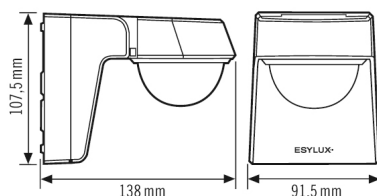
CHANNELS (LIGHTING / HVAC)	
Channel	C1 Lighting

Operating mode	fully automatic
Level of brightness/switching threshold	20 lx
Switch-off delay time	5 min

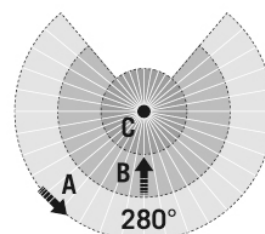
### Accessories

Product designation	Item number	Product description	GTIN
<b>Cover</b>			
DEFENSOR MD 230°/280° LENS MASK	EM10025488	Spare part Lens mask DEFENSOR MD 230°/280°	4015120025488
<b>Mounting</b>			
DEFENSOR SPACER AN	EM10025433	Spacer for DEFENSOR series, anthracite	4015120025433
DEFENSOR EDGE MOUNTING AN	EM10025457	Corner bracket for DEFENSOR series, anthracite	4015120025457
<b>Remote control</b>			
ESY-Pen	EP10425356	ESY-Pen and ESY-App, two tools for every task: (1) Parameterisation, (2) remote control, (3) light measurement, (4) project management	4015120425356
DEFENSOR REMOTE CONTROL USER	EM10025495	IR remote control for end users of the DEFENSOR series: Setting the level of brightness, the switch-off delay time (5 or 15 minutes) and light ON/OFF for 12 hours	4015120025495

### Dimension drawing



### Field of detections



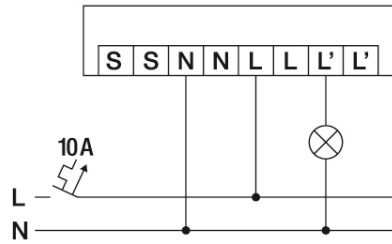
### Detection range

Diagonally (A)	Ø 40 m
Frontal (B)	Ø 10 m
creep protection (C)	Ø 4 m

## DEFENSOR MD 280° 40 IR 1C IP55 AN

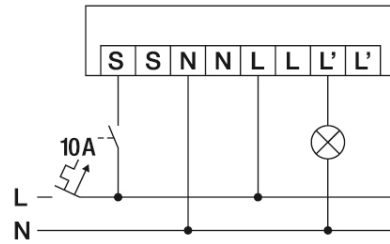
Item number      GTIN  
 EM10025402      4015120025402

### Circuit diagram



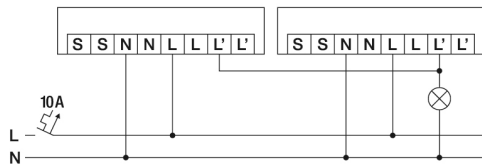
Standard operation

### Circuit diagram



Standard operation with additional control by means of a button

### Circuit diagram



A maximum of 10 devices can be connected in parallel.