

PD-C 360/8 Slave

Item number **GTIN**
 EP10055379 4015120055379



Technical data

GENERAL	
Warranty	5 years
Device category	Ceiling-mounted presence detector
Included in delivery	Includes lens mask
Remote controllable	–
Conformity	CE, EAC, RoHS, SundaHus, WEEE
ATTACHMENT	
Installation type	Flush-mounted/Device socket Ø 68 mm
Installation position	Ceiling
Installation dimension	Installation depth: 24 mm, Ø 60 mm
Type of connection	Push terminal
Connectable wire cross section	1.5 – 2.5 mm ²
HOUSING	
Dimensions	Height/Depth 62 mm, Ø 108 mm
Weight	125.3 g
Material	UV-stabilised polycarbonate
Protection type	IP20
Permissible ambient temperature	-25 °C...+50 °C
Relative humidity	5 – 93 %, non-condensing
Colour	white, similar to RAL 9010
ELECTRICAL VERSION	
Control system	ON/OFF

Product description

- "Slave" presence detector for extending the field of detection of a "master" presence detector with **360° field of detection** for ceiling mounting
- **Range of up to 8 m** in diameter as a cost efficient system upgrade with up to 10 additional extensions
- Connection of the "Slave" detector to many presence detectors of the PD-C series possible

Protection class	II
Nominal voltage	230 V ~ / 50 Hz
Power consumption	0.3 W

SENSORS

Detection angle	360°
Detection range diagonally	Ø 8 m
Detection range head-on	Ø 6 m
Detection range presence	Ø 4 m
Field of detection	up to 50 m ²
Recommended installation height	3 m
Max. mounting height	5 m
Light measurement	none

CHANNELS (LIGHTING / HVAC)

Push button input HVAC	–
Slave input	✓
Constant light control	–
Channel	C1 Lighting
Function	Not relevant
Switch contact	Bus system
Push button input	–
Impulse mode	–

Factory settings

PD-C 360/8 Slave

Item number	GTIN
EP10055379	4015120055379

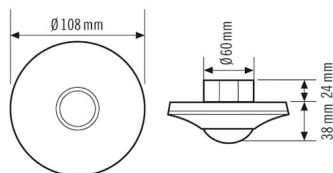
GENERAL		Operating mode	
Sensitivity	100 %	Level of brightness/switching threshold	400 lx
		Switch-off delay time	5 min

CHANNELS (LIGHTING / HVAC)	
Channel	C1 Lighting

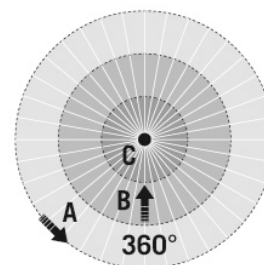
Accessories

Product designation	Item number	Product description	GTIN
Cover			
COMPACT COVER SET 8 SR	EP10425936	Cover set for COMPACT series, 8 m, consists of cover and design ring, stainless steel appearance, similar to RAL 9006	4015120425936
COMPACT COVER SET 8 BK	EP00007521	Cover set for COMPACT series, 8 m, consists of cover and design ring, black	4015120007521
Mounting			
COMPACT MOUNTING BOX IP20 SM WH	EP10425370	Surface-mounted box for COMPACT series, IP20, white	4015120425370
COMPACT MOUNTING BOX IP20 SM SR	EP10425387	Surface-mounted box for COMPACT series, IP20, silver	4015120425387
COMPACT MOUNTING BOX IP54 SM SR	EP10425912	Surface-mounted box for COMPACT series, IP54, silver	4015120425912
COMPACT MOUNTING BOX IP54 SM WH	EP10425905	Surface-mounted box for COMPACT series, IP54, white	4015120425905
MOUNTING SET IP20 FM 62 WH	EP10425929	Recessed ceiling mounting set includes installation bracket and dust-protected box, 62 mm	4015120425929
COMPACT MOUNTING BOX IP54 SM BK	EP10426940	Surface-mounted box for COMPACT series, IP54, black	4015120426940
COMPACT MOUNTING BOX IP20 SM BK	EP10426933	Surface-mounted box for COMPACT series, IP20, black	4015120426933
Protection			
BASKET GUARD ROUND SMALL	EM10425615	Basket guard for presence and motion detectors and smoke detectors, \varnothing 165 mm, height 70 mm	4015120425615
BASKET GUARD ROUND LARGE	EM10425608	Basket guard for presence and motion detectors and smoke detectors, \varnothing 180 mm, height 90 mm	4015120425608

Dimension drawing



Field of detections



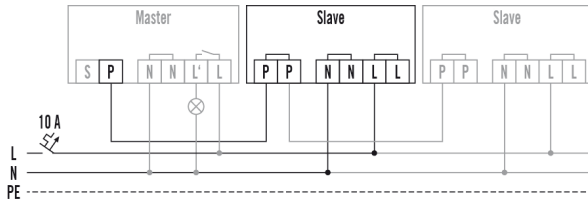
Detection range

Diagonally (A)	\varnothing 8 m
Frontal (B)	\varnothing 6 m
Presence area (C)	\varnothing 4 m

PD-C 360/8 Slave

Item number **GTIN**
 EP10055379 4015120055379

Circuit diagram



Master/slave connection for presence detectors: a maximum of 10 slave devices may be connected to one master.

Detailed product description

- "Slave" presence detector for extending the field of detection of a "master" presence detector with 360° field of detection for ceiling mounting
- **range of up to 8 m** in diameter as a cost efficient system upgrade with up to 10 additional extensions
- LED switch-off possible via DIP switches
- Masking of interference sources by reducing sensitivity using DIP switches
- Flush-mounted device as standard
- Surface mounting or recessed ceiling mounting with accessories
- Easily replaceable/paintable cover and design ring (available in silver as an accessory)
- Targeted masking out of areas by means of an enclosed lens mask
- "Slave" detector can be connected to the following presence detectors: PD-C360i/8, PD-C360i/8plus, PD-C360i/24plus, PD-C360i/8 DIMplus, PD-C360i/24 DIMplus, PD-C360i/24 DUOplus, PD-C360i/24 DRY, PD-C360i/8 Dali, PD-C360i/24 Dali