

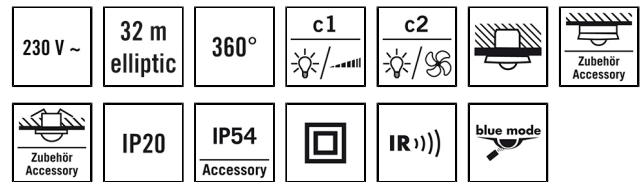
PD-C 360i/32 Warehouse DIM plus

Item number **GTIN**
 EP10425783 4015120425783



Technical data

GENERAL	
Device category	Ceiling-mounted presence detector
Product information	Please note the Explanation of circuit breaker in the download area of the product!
User interface	IR remote control
Remote controllable	✓
Conformity	CE, EAC, RoHS, WEEE
Warranty	5 years
ATTACHMENT	
Installation type	Recessed mounting / device box (Ø 68 mm)
Installation position	Ceiling
Installation dimension	Installation depth: 24 mm, Ø 60 mm
Type of connection	Push terminal
Connectable wire cross section	1.50 – 2.50 mm ²
HOUSING	
Dimensions	Height/Depth 70 mm, Ø 108 mm
Weight	153 g
Material	UV-stabilised polycarbonate
Protection type	recessed-mounted IP20, IP54 with surface-mounted box (order separately), IP 20 as recessed ceiling-mounted version (order installation set separately)
Permissible ambient temperature	-25 °C...+50 °C
Relative humidity	5 - 93 %, non-condensing
Colour	white, similar to RAL 9010



Product description

- Presence detector with 360° field of detection for ceiling mounting.
- **range of up to 32 m**, elliptic detection range of 32 m in length and 4 m in width, at an installation height of 10 m (maximum installation height approximately 10 m)
- Automatic light control (channel 1) depending on presence and daylight (1 - 10 V = interface)
- Additional HVAC switch contact (channel 2) for switching an additional light source or controlling heating, ventilation and air conditioning depending on presence
- 16 A high-performance relay (tungsten pre-contact)
- Default settings ensure immediate operability

Offers special product features like:

- Presence and daylight dependent constant light control
- Simple parameterisation, remote control and documentation with ESY-Pen and ESY-App

ELECTRICAL VERSION

Control system	1 - 10 V
Protection class	II
Nominal voltage	230 - 230 V ~ / 50 Hz
In-rush current	800 A / 200 µs
Power consumption	0.3 W

SENSORS

Detection angle	360°
Detection range diagonally	32 m elliptisch
Detection range head-on	Ø 11 m
Field of detection	up to 402 m ²
Recommended installation height	10 m
Max. mounting height	10 m
Light measurement	mixed light
Level of brightness	5 – 2000 lx

CHANNELS (LIGHTING / HVAC)

Number of light channels	1
Push button input lighting	1
Push button input HVAC	✓
Slave input	✓
Max. number of slave detectors	10
Mode	Semi-automatic, Fully automatic
Switching delay from "dark to light"	300 s
Switching delay from "light to dark"	30 s
Constant light control	✓
Channel	C1 Lighting
Function	Switching, Regulate, Dimming

PD-C 360i/32 Warehouse DIM plus

Item number	GTIN
EP10425783	4015120425783

Switching capacity	230 V/50 Hz, 16 AX 2300 W/10 A (cos phi = 1) 1150 VA/5 A (cos phi = 0,5) 600 W LED
Switch contact	make contact / non-floating
Push button input	✓
Impulse mode	✓
Switch-off delay time	60 s...15 min (adjustable in steps)
Orientation light	10 % luminous efficiency

Switch-off delay time, orientation light	60 s...60 min
Channel	C2 HVAC
Function	Switching
Switching capacity	230 V AC/2 A, 24 V DC/2 A, Capacitive load/ electronic ballasts max. in-rush current 30 A/20 ms
Push button input	✓
Impulse mode	✓
Switch-off delay time	60 s...120 min (adjustable in steps)

Factory settings

GENERAL	
Sensitivity	100 %
Afterglow luminous efficiency	10 %
Orientation light ON	–
Orientation light, depending on brightness	✓
Switching threshold for orientation light	500 lx
Luminous efficiency switch-on value	10 %

Operating mode	fully automatic
Level of brightness/switching threshold	400 lx
Switch-off delay time	5 min
Luminous efficiency of orientation light	10 %
Duration of switch-off warning	300 s
Channel	C2 HVAC
Operating mode	fully automatic
Level of brightness/switching threshold	400 lx
Switch-off delay time	30 min
Luminous efficiency of orientation light	10 %
Duration of switch-off warning	300 s

CHANNELS (LIGHTING / HVAC)	
Channel	C1 Lighting

Accessories

Product designation	Item number	Product description	GTIN
Ceiling-mounted presence detector			
PD-C 360/32 Warehouse slave	EP10425790	Slave presence detector for extending the field of detection of a Master presence detector	4015120425790
Cover			
COMPACT COVER SET 24/32 SR	EP10425431	Cover set for COMPACT series, 24 m/32 m, consists of cover and design ring, silver	4015120425431
COMPACT COVER SET 24/32 BK	EP00007491	Cover set for COMPACT series, 24 m/32 m, consists of cover and design ring, black	4015120007491
Electrical accessories			
CURRENT LIMITING MODULE 230V	EP10426353	Current-limiting module for protecting the relay contact of a presence and motion detector	4015120426353
FILTER 230 V	EP10426988	Filter for suppression of inductive loads, such as relays, contactors, fluorescent lamps and transformers	4015120426988
Mounting			
COMPACT MOUNTING BOX IP20 SM WH	EP10425370	Surface-mounted box for COMPACT series, IP20, white	4015120425370
COMPACT MOUNTING BOX IP20 SM SR	EP10425387	Surface-mounted box for COMPACT series, IP20, silver	4015120425387
COMPACT MOUNTING BOX IP54 SM WH	EP10425905	Surface-mounted box for COMPACT series, IP54, white	4015120425905
COMPACT MOUNTING BOX IP54 SM SR	EP10425912	Surface-mounted box for COMPACT series, IP54, silver	4015120425912
MOUNTING SET IP20 FM 62 WH	EP10425929	Recessed ceiling mounting set includes installation bracket and dust-protected box, 62 mm	4015120425929
COMPACT MOUNTING BOX IP54 SM BK	EP10426940	Surface-mounted box for COMPACT series, IP54, black	4015120426940
COMPACT MOUNTING BOX IP20 SM BK	EP10426933	Surface-mounted box for COMPACT series, IP20, black	4015120426933

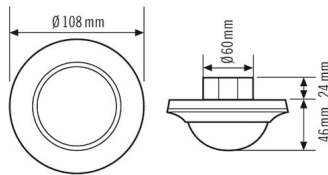
PD-C 360i/32 Warehouse DIM plus

Item number	GTIN
EP10425783	4015120425783

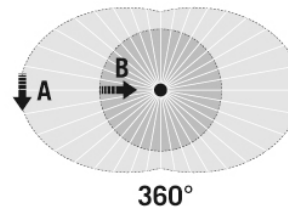
Accessories

Product designation	Item number	Product description	GTIN
Protection			
BASKET GUARD ROUND LARGE	EM10425608	Basket guard for presence and motion detectors and smoke detectors, Ø 180 mm, height 90 mm,	4015120425608
Remote control			
ESY-Pen	EP10425356	ESY-Pen and ESY-App, two tools for every task: (1) Parameterisation, (2) remote control, (3) light measurement, (4) project management	4015120425356
REMOTE CONTROL PDi/plus	EM10425530	IR remote control for presence detector with HVAC contact (plus)	4015120425530
REMOTE CONTROL PDi/USER	EM10425547	IR remote control for end users of presence detectors	4015120425547

Dimension drawing



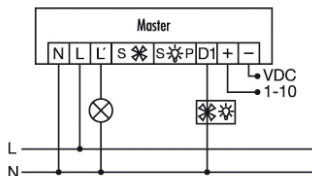
Field of detections



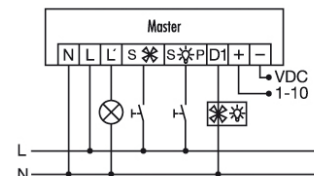
Detection range

Diagonally (A)	32 m elliptisch
Frontal (B)	Ø 11 m

Circuit diagram



Circuit diagram



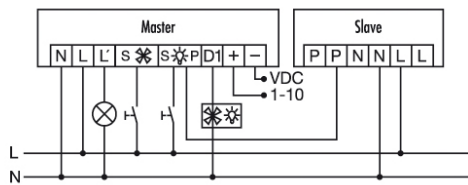
Standard operation

Standard operation with additional control by means of a closing button. If required, the light can be manually switched on or off with the button.

PD-C 360i/32 Warehouse DIM plus

Item number **GTIN**
EP10425783 4015120425783

Circuit diagram



Master/slave connection:
The master device controls connected systems according to the programmed settings.
The sole purpose of the slave devices is to register presence and transmit an impulse to the master device when movement is detected.
Caution: a maximum of 10 slave devices may be connected to one master device.