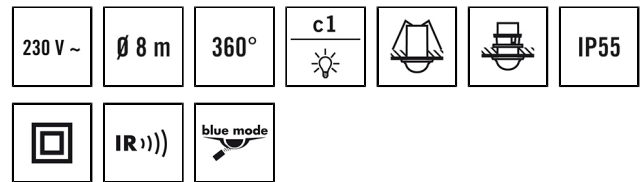


MD-C 360i/8 mini

Item number **GTIN**
 EP10426001 4015120426001



Technical data

GENERAL	
Device category	Ceiling-mounted motion detector
Product information	Please note the Explanation of circuit breaker in the download area of the product!
Included in delivery	includes lens mask, spring installation clips, clamping installation ring
User interface	IR remote control
Remote controllable	✓
Conformity	CE, EAC, RoHS, WEEE
Product-specific information	Configuration only possible via ESY-Pen, ESY-App and remote control
Warranty	5 years
ATTACHMENT	
Installation type	Recessed mounting
Installation position	Ceiling
Installation dimension	Installation depth: 45 mm, Ø 25 mm
Type of connection	Open end
Connectable wire cross section	0.75 – 2.5 mm ²
Length of cable	0.6 m
HOUSING	
Dimensions	Height/Depth 60 mm, Ø 33 mm
Weight	91.233 g
Material	UV-stabilised PE, UV-stabilised polycarbonate
Protection type	IP55
Permissible ambient temperature	-25 °C...+50 °C
Relative humidity	5 – 93 %, non-condensing

Product description

- Mini motion detector with **360° field of detection** for recessed ceiling mounting
- **range of up to 8 m** across at a recommended installation height of 3 m (maximum installation height 5 m) for use in small rooms and passageways with no or little natural lighting
- 16 A high-performance relay (tungsten pre-contact)
- Default settings ensure immediate operability

Offers special product features like:

- Simple parameterisation, remote control and documentation with ESY-Pen and ESY-App

Colour opal matt

ELECTRICAL VERSION

Control system	ON/OFF
Protection class	II
Nominal voltage	230 V ~ / 50 Hz
In-rush current	800 A / 200 µs
Power consumption	0.2 W

SENSORS

Detection angle	360°
Detection range diagonally	Ø 8 m
Detection range head-on	Ø 5 m
Field of detection	up to 50 m ²
Recommended installation height	3 m
Max. mounting height	5 m
Light measurement	mixed light
Level of brightness	5 – 2000 lx

CHANNELS (LIGHTING / HVAC)

Number of light channels	1
Push button input lighting	1
Push button input HVAC	–
Number of parallel switchable detectors	10
Slave input	–
Mode	Semi-automatic, Fully automatic
Switching delay from "dark to light"	0 s
Switching delay from "light to dark"	30 s
Constant light control	–

MD-C 360i/8 mini

Item number	GTIN
EP10426001	4015120426001

Channel	C1 Lighting	600 W LED
Function	Switching	Switch contact
Switching capacity	230 V/50 Hz, 16 AX 2300 W/10 A (cos phi = 1) 1150 VA/5 A (cos phi = 0,5)	make contact / non-floating
		Push button input
		Impulse mode
		Switch-off delay time
		60 s...15 min (adjustable in steps)

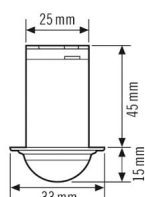
Factory settings

GENERAL		Operating mode	fully automatic
Sensitivity	100 %	Level of brightness/switching threshold	100 lx
CHANNELS (LIGHTING / HVAC)		Switch-off delay time	5 min
Channel	C1 Lighting		

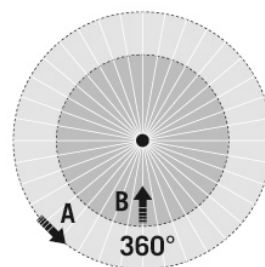
Accessories

Product designation	Item number	Product description	GTIN
Adapter			
COMPACT MINI SPOTLIGHT ADAPTER 51/25	EP10426391	Adapter for COMPACT MINI (8 m and 12 m) series for installing motion and presence detectors in spotlights (illuminant size QR-CBC51-Ø 51 mm) with retaining ring	4015120426391
Electrical accessories			
FILTER 230 V	EP10426988	Filter for suppression of inductive loads, such as relays, contactors, fluorescent lamps and transformers	4015120426988
Remote control			
ESY-Pen	EP10425356	ESY-Pen and ESY-App, two tools for every task: (1) Parameterisation, (2) remote control, (3) light measurement, (4) project management	4015120425356
REMOTE CONTROL MDi/PDi	EM10425509	IR remote control for presence detectors and motion detectors	4015120425509
Mobil-PDi/MDi-universal	EP10433993	Remote control for quick and precise setting of various parameters	4015120433993

Dimension drawing



Field of detections



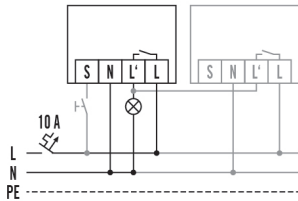
Detection range

Diagonally (A)	Ø 8 m
Frontal (B)	Ø 5 m

MD-C 360i/8 mini

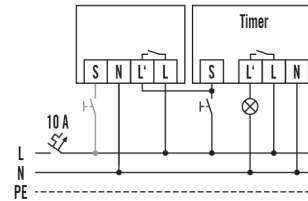
Item number **GTIN**
 EP10426001 4015120426001

Circuit diagram



Standard with optional control via a closing button and parallel wiring of max. ten devices.

Circuit diagram



Standard operation with automatic stairwell light and optional control via a closing button.

Detailed product description

- Mini motion detector with **360° field of detection** for recessed ceiling mounting
- **range of up to 8 m** across at a recommended installation height of 3 m (maximum installation height 5 m) for use in small rooms and passageways with no or little natural lighting
- 16 A high-performance relay (tungsten pre-contact), ideal for switching capacitive loads such as electronic ballasts, parallel-compensated fluorescent lamps, compact fluorescent lamps, energy saving lamps
- Default settings ensure immediate operability
- Automatic lighting control for use without, or with very little, natural light
- Simple programming using remote control
- Extension of the field of detection with parallel connection of max. 8 detectors
- Small, compact design for an installation hole size of just 25 mm in diameter
- Fixed cable, 60 cm long
- New universal ESYLUX fastening technology for quick installation in suspended ceilings, lights, recessed boxes and cupboards, for example
- Recessed ceiling mounting possible in closed, suspended ceilings with supplied spring clips or clamping ring
- Targeted masking out of areas by means of an enclosed lens mask