

# DATA SHEET

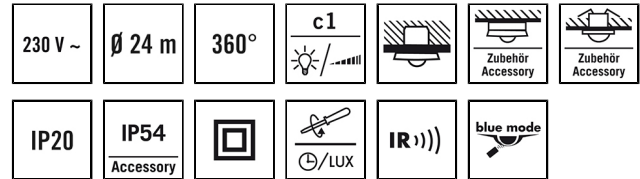
## PD-C 360i/24 DIM

**Item number**      **GTIN**  
 EP10426704      4015120426704



### Technical data

GENERAL	
Device category	Ceiling-mounted presence detector
Included in delivery	Includes lens mask
Product information	Please note the Explanation of circuit breaker in the download area of the product!
User interface	Adjusting controller, IR remote control with "blue mode" technology
Remote controllable	✓
Conformity	CE, EAC, RoHS, WEEE
Warranty	5 years
ATTACHMENT	
Installation type	Recessed mounting / device box Ø 68 mm
Installation position	Ceiling
Installation dimension	Installation depth: 24 mm, Ø 60 mm
Type of connection	Push terminal
Connectable wire cross section	1.50 – 2.50 mm <sup>2</sup>
HOUSING	
Dimensions	Height/Depth 70 mm, Ø 108 mm
Weight	145 g
Material	UV-stabilised polycarbonate
Protection type	recessed-mounted IP20, IP54 with surface-mounted box (order separately), IP 20 as recessed ceiling-mounted version (order installation set separately)
Permissible ambient temperature	-25 °C...+50 °C
Relative humidity	5 - 93 %, non-condensing
Colour	white, similar to RAL 9010



### Product description

- Presence detector with **360° field of detection** for ceiling mounting
- **range of up to 24 m** in diameter at a recommended installation height of 3 m (maximum mounting height 5 m)
- Automatic light control to a **constant brightness level** depending on presence and natural light (1 - 10 V DC interface)
- 16 A high-performance relay (tungsten pre-contact)
- Default settings ensure immediate operability

### Offers special product features like:

- Presence and daylight dependent constant light control
- Simple parameterisation, remote control and documentation with ESY-Pen and ESY-App

### ELECTRICAL VERSION

Control system	1–10 V
Protection class	II
Nominal voltage	230 V ~ / 50 Hz
In-rush current	800 A / 200 µs
Power consumption	0.3 W

### SENSORS

Detection angle	360°
Detection range diagonally	Ø 24 m
Detection range head-on	Ø 11 m
Detection range presence	Ø 8 m
Field of detection	up to 453 m <sup>2</sup>
Recommended installation height	3 m
Max. mounting height	5 m
Light measurement	mixed light
Level of brightness	5 – 2000 lx

### CHANNELS (LIGHTING / HVAC)

Number of light channels	1
Push button input lighting	1
Push button input HVAC	–
Slave input	✓
Max. number of slave detectors	10
Mode	Semi-automatic, Fully automatic
Switching delay from "dark to light"	300 s
Switching delay from "light to dark"	30 s
Constant light control	✓
Channel	<b>C1</b> Lighting

## PD-C 360i/24 DIM

Item number	GTIN
EP10426704	4015120426704

Function	Switching, Regulate, Dimming
Switching capacity	230 V/50 Hz, 16 AX 2300 W/10 A (cos phi = 1) 1150 VA/5 A (cos phi = 0,5) 600 W LED
Switch contact	make contact / non-floating

Push button input	✓
Impulse mode	✓
Switch-off delay time	60 s...30 min (adjustable in steps)
Orientation light	10 % luminous efficiency
Switch-off delay time, orientation light	60 s...60 min

### Factory settings

GENERAL	
Sensitivity	100 %
Afterglow luminous efficiency	10 %
Orientation light ON	–
Orientation light, depending on brightness	✓
Switching threshold for orientation light	500 lx
Luminous efficiency switch-on value	10 %

CHANNELS (LIGHTING / HVAC)	
Channel	C1 Lighting
Operating mode	fully automatic
Level of brightness/switching threshold	400 lx
Switch-off delay time	5 min
Luminous efficiency of orientation light	10 %
Duration of switch-off warning	300 s

### Accessories

Product designation	Item number	Product description	GTIN
<b>Ceiling-mounted presence detector</b>			
PD-C 360/8 Slave	EP10055379	Slave presence detector for extending the field of detection of a Master presence detector	4015120055379
PD-C 360/24 Slave	EP10055386	Slave presence detector for extending the field of detection of a Master presence detector	4015120055386
PD-C 360/32 Slave	EP10427770	Slave presence detector for extending the field of detection of a Master presence detector	4015120427770
<b>Cover</b>			
COMPACT COVER SET 24/32 SR	EP10425431	Cover set for COMPACT series, 24 m/32 m, consists of cover and design ring, silver	4015120425431
COMPACT COVER SET 24/32 BK	EP00007491	Cover set for COMPACT series, 24 m/32 m, consists of cover and design ring, black	4015120007491
<b>Electrical accessories</b>			
FILTER 230 V	EP10426988	Filter for suppression of inductive loads, such as relays, contactors, fluorescent lamps and transformers	4015120426988
<b>Mounting</b>			
COMPACT MOUNTING BOX IP20 SM WH	EP10425370	Surface-mounted box for COMPACT series, IP20, white	4015120425370
COMPACT MOUNTING BOX IP20 SM SR	EP10425387	Surface-mounted box for COMPACT series, IP20, silver	4015120425387
COMPACT MOUNTING BOX IP54 SM WH	EP10425905	Surface-mounted box for COMPACT series, IP54, white	4015120425905
COMPACT MOUNTING BOX IP54 SM SR	EP10425912	Surface-mounted box for COMPACT series, IP54, silver	4015120425912
MOUNTING SET IP20 FM 62 WH	EP10425929	Recessed ceiling mounting set includes installation bracket and dust-protected box, 62 mm	4015120425929
COMPACT MOUNTING BOX IP54 SM BK	EP10426940	Surface-mounted box for COMPACT series, IP54, black	4015120426940
COMPACT MOUNTING BOX IP20 SM BK	EP10426933	Surface-mounted box for COMPACT series, IP20, black	4015120426933
<b>Protection</b>			
BASKET GUARD ROUND SMALL	EM10425615	Basket guard for presence and motion detectors and smoke detectors, Ø 165 mm, height 70 mm,	4015120425615
BASKET GUARD ROUND LARGE	EM10425608	Basket guard for presence and motion detectors and smoke detectors, Ø 180 mm, height 90 mm,	4015120425608

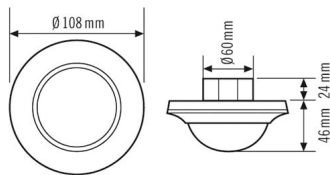
## PD-C 360i/24 DIM

**Item number**      **GTIN**  
 EP10426704      4015120426704

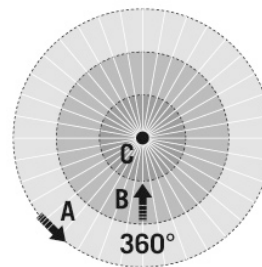
### Accessories

Product designation	Item number	Product description	GTIN
<b>Remote control</b>			
ESY-Pen	EP10425356	ESY-Pen and ESY-App, two tools for every task: (1) Parameterisation, (2) remote control, (3) light measurement, (4) project management	4015120425356
REMOTE CONTROL PDi/plus	EM10425530	IR remote control for presence detector with HVAC contact (plus)	4015120425530
REMOTE CONTROL PDi/USER	EM10425547	IR remote control for end users of presence detectors	4015120425547

### Dimension drawing



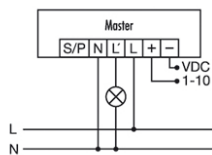
### Field of detections



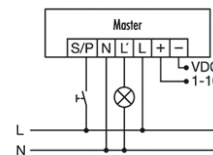
### Detection range

■ Diagonally (A)	Ø 24 m
■ Frontal (B)	Ø 11 m
■ Presence area (C)	Ø 8 m

### Circuit diagram



### Circuit diagram



Standard operation

Standard operation with additional control by means of a closing button. If required, the light can be manually switched on or off with the button.