

# DATA SHEET

ESYLUX

## PD-C 360i/24 ELC

### Item number

EP10427619

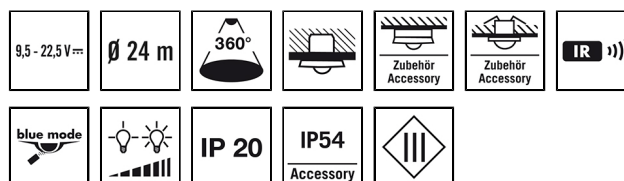
### GTIN

4015120427619



### Technical data

GENERAL	
Device category	Ceiling-mounted presence detector
Product information	ELC lighting systems combine compatible components via plug-and-play: ELC main lighting, control unit and sensor system. Alternatively: The ELC lights are also suitable for plug-and-play installation outside ELC lighting systems if suitable driver sets (accessories) are used
User interface	IR remote control
Remote controllable	✓
Conformity	CE, EAC, RoHS, SundaHus, WEEE
Warranty	5 years
ATTACHMENT	
Installation type	Recessed mounting / device box (Ø 68 mm)
Installation position	Ceiling
Installation dimension	Installation depth: 24 mm, Ø 60 mm
Type of connection	Push terminal
Connectable wire cross section	1.50 – 2.50 mm²
HOUSING	
Dimensions	Height/Depth 70 mm, Ø 108 mm
Weight	126 g
Material	UV-stabilised polycarbonate
Protection type	recessed-mounted IP20, IP54 with surface-mounted box (order separately), IP 20 as recessed ceiling-mounted version (order installation set separately)
Permissible ambient temperature	-25 °C...+50 °C
Relative humidity	5 - 93 %, non-condensing



### Product description

- Presence detector with **360° field of detection** for ceiling mounting
- **range of up to 24 m** in diameter at a recommended installation height of 3 m (maximum mounting height 5 m)
- Automatic light control to a **constant brightness level** depending on presence and natural light (ESYLUX Light Control interface)
- Default factory settings ensure immediate operability

### Offers special product features like:

- Simple parameterisation, remote control and documentation with ESY-Pen and ESY-App

Colour	white, similar to RAL 9010
ELECTRICAL VERSION	
Control system	ELC (ESYLUX Light Control)
Protection class	III
Nominal voltage	9 - 22 V DC
Power consumption	0.3 W
SENSORS	
Detection angle	360°
Detection range diagonally	Ø 24 m
Detection range head-on	Ø 11 m
Detection range presence	Ø 8 m
Field of detection	up to 453 m²
Recommended installation height	3 m
Max. mounting height	5 m
Light measurement	mixed light
Level of brightness	5 – 2000 lx
CHANNELS (LIGHTING / HVAC)	
Number of light channels	4
Number of HVAC-channels	2
Push button input HVAC	—
Slave input	—
Mode	Semi-automatic, Fully automatic
Constant light control	✓
Channel	C1 Lighting
Function	Switching, Regulate
Switch contact	Bus system

## PD-C 360i/24 ELC

Item number	GTIN
EP10427619	4015120427619

Push button input	–
Impulse mode	–
Switch-off delay time	60 s...240 min (adjustable in steps)
Orientation light	10 - 50 % luminous efficiency
Switch-off delay time, orientation light	60 s...240 min
Channel	<b>C2</b> Lighting

Function	Dimming
Switch contact	Bus system
Push button input	–
Orientation light	10 - 50 % luminous efficiency
Switch-off delay time, orientation light	60 s...240 min

### Factory settings

GENERAL	
Sensitivity	100 %
Orientation light, depending on brightness	✓
Deviation (%)	0 %

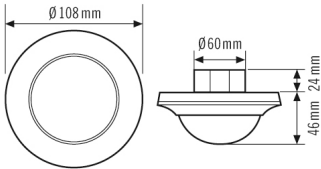
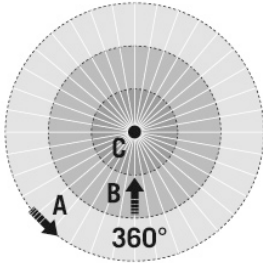
CHANNELS (LIGHTING / HVAC)	
Channel	<b>C1</b> Lighting
Operating mode	fully automatic
Level of brightness/switching threshold	500 lx
Switch-off delay time	5 min
Luminous efficiency of orientation light	10 %
Duration of switch-off warning	60 s

### Accessories

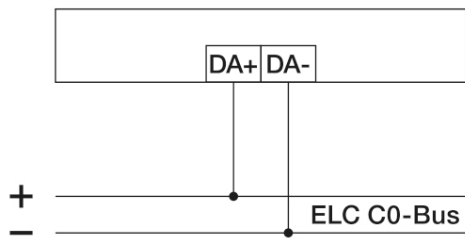
Product designation	Item number	Product description	GTIN
<b>Cover</b>			
COMPACT COVER SET 24/32 SR	EP10425431	Cover set for COMPACT series, 24 m/32 m, consists of cover and design ring, silver	4015120425431
COMPACT COVER SET 24/32 BK	EP00007491	Cover set for COMPACT series, 24 m/32 m, consists of cover and design ring, black	4015120007491
<b>Mounting</b>			
COMPACT MOUNTING BOX IP20 SM WH	EP10425370	Surface-mounted box for COMPACT series, IP20, white	4015120425370
COMPACT MOUNTING BOX IP20 SM SR	EP10425387	Surface-mounted box for COMPACT series, IP20, silver	4015120425387
COMPACT MOUNTING BOX IP54 SM WH	EP10425905	Surface-mounted box for COMPACT series, IP54, white	4015120425905
COMPACT MOUNTING BOX IP54 SM SR	EP10425912	Surface-mounted box for COMPACT series, IP54, silver	4015120425912
MOUNTING SET IP20 FM 62 WH	EP10425929	Recessed ceiling mounting set includes installation bracket and dust-protected box, 62 mm	4015120425929
COMPACT MOUNTING BOX IP54 SM BK	EP10426940	Surface-mounted box for COMPACT series, IP54, black	4015120426940
COMPACT MOUNTING BOX IP20 SM BK	EP10426933	Surface-mounted box for COMPACT series, IP20, black	4015120426933
<b>Protection</b>			
BASKET GUARD ROUND SMALL	EM10425615	Basket guard for presence and motion detectors and smoke detectors, Ø 165 mm, height 70 mm,	4015120425615
BASKET GUARD ROUND LARGE	EM10425608	Basket guard for presence and motion detectors and smoke detectors, Ø 180 mm, height 90 mm,	4015120425608
<b>Remote control</b>			
ESY-Pen	EP10425356	ESY-Pen and ESY-App, two tools for every task: (1) Parameterisation, (2) remote control, (3) light measurement, (4) project management	4015120425356
REMOTE CONTROL MDi/PDi	EM10425509	IR remote control for presence detectors and motion detectors	4015120425509

PD-C 360i/24 ELC

Item number	GTIN
EP10427619	4015120427619

Dimension drawing	Field of detections	Detection range	
		<div>■ Diagonally (A)</div>	Ø 24 m
		<div>■ Frontal (B)</div>	Ø 11 m
		<div>■ Presence area (C)</div>	Ø 8 m

Circuit diagram



Standard operation