

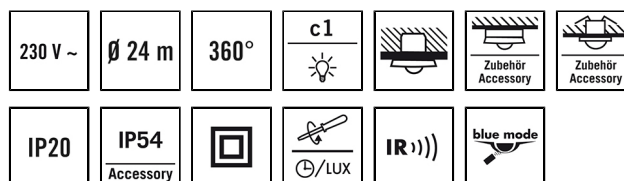
PD-C 360i/24

Item number **GTIN**
 EP10428067 4015120428067



Technical data

GENERAL	
Device category	Ceiling-mounted presence detector
Product information	Please note the Explanation of circuit breaker in the download area of the product!
Included in delivery	Includes lens mask
User interface	Adjusting controller, IR remote control with "blue mode" technology
Remote controllable	✓
Conformity	CE, EAC, RoHS, WEEE
Warranty	5 years
ATTACHMENT	
Installation type	Flush-mounted/Device socket \varnothing 68 mm
Installation position	Ceiling
Installation dimension	Installation depth: 24 mm, \varnothing 60 mm
Type of connection	Push terminal
Connectable wire cross section	0.75 – 2.5 mm ²
HOUSING	
Dimensions	Height/Depth 70 mm, \varnothing 108 mm
Weight	145.6 g
Material	UV-stabilised polycarbonate
Protection type	IP20
Protection type with accessory	IP54 with surface-mounted box (order separately)
Permissible ambient temperature	-25 °C...+50 °C
Relative humidity	5 – 93 %, non-condensing
Colour	white, similar to RAL 9010



Product description

- Presence detector with **360° field of detection** For ceiling mounting
 - **Range of up to 24 m** in diameter at a recommended installation height of 3 m for use in offices, classrooms and board rooms, for example, and passageways with natural lighting
 - Ideal for use in **areas with ceilings of up to 10 m**, such as sports halls, warehouses etc.
 - 16 A high-performance relay (tungsten pre-contact)
 - Default settings ensure immediate operability
- Offers special product features like:**
- Simple parameterisation, remote control and documentation with ESY-Pen and ESY-App

ELECTRICAL VERSION	
Control system	ON/OFF
Protection class	II
Nominal voltage	230 V ~ / 50 Hz
In-rush current	800 A / 200 μ s
Power consumption	0.3 W
SENSORS	
Detection angle	360°
Detection range diagonally	\varnothing 24 m
Detection range head-on	\varnothing 11 m
Detection range presence	\varnothing 8 m
Field of detection	up to 453 m ²
Recommended installation height	3 m
Max. mounting height	10 m
Light measurement	mixed light
Level of brightness	5 – 2000 lx
CHANNELS (LIGHTING / HVAC)	
Number of light channels	1
Push button input lighting	1
Push button input HVAC	–
Slave input	✓
Max. number of slave detectors	10
Mode	Semi-automatic, Fully automatic
Switching delay from "dark to light"	300 s
Switching delay from "light to dark"	30 s
Constant light control	–
Channel	C1 Lighting

PD-C 360i/24

Item number	GTIN
EP10428067	4015120428067

Function	Switching	Switch contact	make contact / non-floating
Switching capacity	230 V/50 Hz, 16 AX 2300 W/10 A (cos phi = 1) 1150 VA/5 A (cos phi = 0,5) 600 W LED	Push button input	✓
		Impulse mode	✓
		Switch-off delay time	60 s...30 min (adjustable in steps)

Factory settings

GENERAL		Operating mode	fully automatic
Sensitivity	100 %	Level of brightness/switching threshold	500 lx
CHANNELS (LIGHTING / HVAC)		Switch-off delay time	5 min
Channel	C1 Lighting		

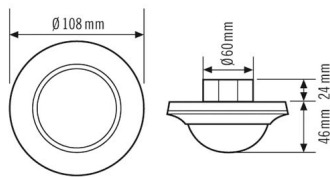
Accessories

Product designation	Item number	Product description	GTIN
Ceiling-mounted presence detector			
PD-C 360/8 Slave	EP10055379	Slave presence detector for extending the field of detection of a Master presence detector	4015120055379
PD-C 360/24 Slave	EP10055386	Slave presence detector for extending the field of detection of a Master presence detector	4015120055386
PD-C 360/32 Slave	EP10427770	Slave presence detector for extending the field of detection of a Master presence detector	4015120427770
Cover			
COMPACT COVER SET 24/32 SR	EP10425431	Cover set for COMPACT series, 24 m/32 m, consists of cover and design ring, silver	4015120425431
COMPACT COVER SET 24/32 BK	EP00007491	Cover set for COMPACT series, 24 m/32 m, consists of cover and design ring, black	4015120007491
Electrical accessories			
FILTER 230 V	EP10426988	Filter for suppression of inductive loads, such as relays, contactors, fluorescent lamps and transformers	4015120426988
Mounting			
COMPACT MOUNTING BOX IP20 SM WH	EP10425370	Surface-mounted box for COMPACT series, IP20, white	4015120425370
COMPACT MOUNTING BOX IP20 SM SR	EP10425387	Surface-mounted box for COMPACT series, IP20, silver	4015120425387
COMPACT MOUNTING BOX IP54 SM WH	EP10425905	Surface-mounted box for COMPACT series, IP54, white	4015120425905
COMPACT MOUNTING BOX IP54 SM SR	EP10425912	Surface-mounted box for COMPACT series, IP54, silver	4015120425912
MOUNTING SET IP20 FM 62 WH	EP10425929	Recessed ceiling mounting set includes installation bracket and dust-protected box, 62 mm	4015120425929
COMPACT MOUNTING BOX IP54 SM BK	EP10426940	Surface-mounted box for COMPACT series, IP54, black	4015120426940
COMPACT MOUNTING BOX IP20 SM BK	EP10426933	Surface-mounted box for COMPACT series, IP20, black	4015120426933
Protection			
BASKET GUARD ROUND SMALL	EM10425615	Basket guard for presence and motion detectors and smoke detectors, Ø 165 mm, height 70 mm	4015120425615
BASKET GUARD ROUND LARGE	EM10425608	Basket guard for presence and motion detectors and smoke detectors, Ø 180 mm, height 90 mm	4015120425608
Remote control			
ESY-Pen	EP10425356	ESY-Pen and ESY-App, two tools for every task: (1) Parameterisation, (2) remote control, (3) light measurement, (4) project management	4015120425356
Mobil-PDi/MDi-universal	EP10433993	Remote control for quick and precise setting of various parameters	4015120433993
REMOTE CONTROL MDi/PDi	EM10425509	IR remote control for presence detectors and motion detectors	4015120425509

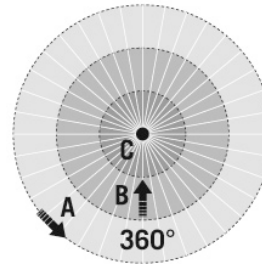
PD-C 360i/24

Item number **GTIN**
 EP10428067 4015120428067

Dimension drawing



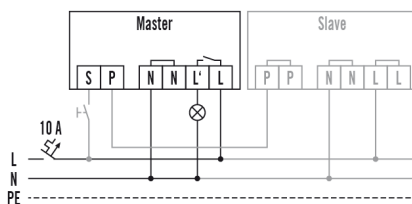
Field of detections



Detection range

■ Diagonally (A)	Ø 24 m
■ Frontal (B)	Ø 11 m
■ Presence area (C)	Ø 8 m

Circuit diagram



Standard operation with optional control via a closing button and use of max. ten slave devices to one master device.

Detailed product description

- Presence detector with **360° field of detection** For ceiling mounting
- **Range of up to 24 m** in diameter at a recommended installation height of 3 m for use in offices, classrooms and board rooms, for example, and passageways with natural lighting
- Ideal for use in **areas with ceilings of up to 10 m**, such as sports halls, warehouses etc.
- 16 A high-performance relay (tungsten pre-contact), ideal for switching capacitive loads such as electronic ballasts, parallel-compensated fluorescent lamps, compact fluorescent lamps, energy saving lamps
- Default settings ensure immediate operability
- Automatic light control (channel 1) depending on presence and natural light
- Simple programming using remote control with "blue mode" technology or setting elements (potentiometer)
- Integrated toggle for setting with remote control or by adjusting controller - prevents operating errors and provides tamper protection
- Masking of interference sources by reducing sensitivity using DIP switches
- Additional switch input with toggle function "room = ON + OFF/hallway = ON"
- Detector can be used as fully automatic or semi-automatic device (channel 1)
- Flush-mounted device as standard
- Surface mounting or recessed ceiling mounting with accessories
- Easily replaceable/paintable cover and design ring (available in "silver" as an accessory)
- Field of detection can be extended by connecting slave devices
- Targeted masking out of areas by means of an enclosed lens mask