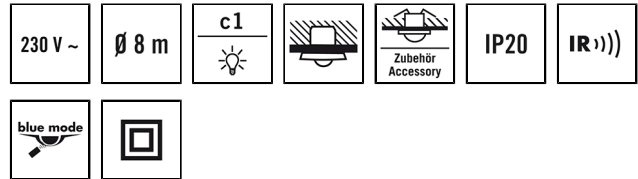


## MD-FLAT 360i/8 ROUND BLACK

**Item number**      **GTIN**  
 EP10428074      4015120428074



### Product description

- Design motion detector, approx. range 8 m in Ø
- 1 channel, switching, with zero-cross switching, optimised for LED lights
- Master/slave (parallel wiring)
- Low profile design with plastic design covers: round, black - variably interchangeable (alternative: glass, square, white)

### Offers special product features like:

- Zero-cross switching
- Simple parameterisation, remote control and documentation with ESY-Pen and ESY-App



### Technical data

GENERAL	
Device category	Ceiling-mounted motion detector
Included in delivery	includes lens mask
Product information	Please note the Explanation of circuit breaker in the download area of the product!
User interface	IR remote control
Remote controllable	✓
Conformity	CE, EAC, RoHS, WEEE
Product-specific information	Configuration only possible via ESY-Pen, ESY-App and remote control
Warranty	5 years
ATTACHMENT	
Installation type	Recessed mounting / device box Ø 68 mm
Installation position	Ceiling
Installation dimension	Installation depth: 24 mm, Ø 60 mm
Type of connection	Push terminal
Connectable wire cross section	1.50 – 2.50 mm <sup>2</sup>
HOUSING	
Dimensions	Height/Depth 30 mm, Ø 94 mm
Weight	35 g
Material	UV-stabilised polycarbonate
Protection type	IP20
Permissible ambient temperature	0 °C...+50 °C
Relative humidity	5 - 93 %, non-condensing
Colour	black, similar to RAL 9004
ELECTRICAL VERSION	
Control system	ON/OFF

Protection class	II
Nominal voltage	230 V ~ / 50 Hz
In-rush current	78 A / 5 ms
Power consumption	0.3 W

SENSORS	
Detection angle	360°
Detection range diagonally	Ø 8 m
Detection range head-on	Ø 6 m
Field of detection	up to 50 m <sup>2</sup>
Recommended installation height	2.5 m
Max. mounting height	5 m
Light measurement	mixed light
Level of brightness	5 – 2000 lx

CHANNELS (LIGHTING / HVAC)	
Number of light channels	1
Push button input lighting	1
Push button input HVAC	–
Number of parallel switchable detectors	10
Slave input	–
Mode	Semi-automatic, Fully automatic
Switching delay from "dark to light"	0 s
Switching delay from "light to dark"	30 s
Constant light control	–
Channel	<b>C1</b> Lighting
Function	Switching
Switching capacity	230 V/50 Hz 2300 W/10 A (cos phi = 1) 1150 VA/5 A (cos phi = 0,5)

## MD-FLAT 360i/8 ROUND BLACK

<b>Item number</b>	<b>GTIN</b>
EP10428074	4015120428074

600 W LED	Impulse mode	✓
Switch contact	make contact / non-floating	
Push button input	✓	
	Switch-off delay time	60 s...30 min (adjustable in steps)

### Factory settings

<b>GENERAL</b>	Operating mode	fully automatic
Sensitivity	100 %	
	Level of brightness/switching threshold	100 lx
<b>CHANNELS (LIGHTING / HVAC)</b>	Switch-off delay time	5 min
Channel	C1 Lighting	

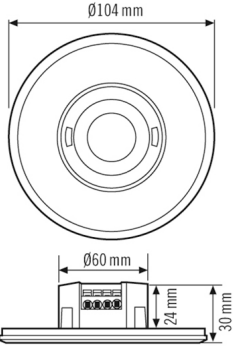
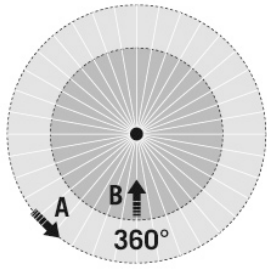
### Accessories

Product designation	Item number	Product description	GTIN
<b>Cover</b>			
FLAT COVER ROUND WH	EP00007231	Cover for FLAT series, round, white	4015120007231
FLAT COVER ROUND BK	EP00007279	Cover for FLAT series, round, black	4015120007279
FLAT COVER ROUND GY	EP00007316	Cover for FLAT series, round, grey	4015120007316
FLAT COVER LARGE ROUND WH	EP10428579	Cover for FLAT series, 105 mm, round, white	4015120428579
FLAT COVER LARGE ROUND BK	EP10428098	Cover for FLAT series, 105 mm, round, black	4015120428098
FLAT COVER SQUARE WH	EP00007248	Cover for FLAT series, square, white	4015120007248
FLAT COVER SQUARE BK	EP00007286	Cover for FLAT series, square, black	4015120007286
FLAT COVER GLASS ROUND WH	EP00007255	Cover for FLAT series, glass, round, white	4015120007255
FLAT COVER GLASS ROUND BK	EP00007293	Cover for FLAT series, glass, round, black	4015120007293
FLAT COVER GLASS ROUND GY	EP00007323	Cover for FLAT series, glass, round, grey	4015120007323
FLAT COVER GLASS SQUARE WH	EP00007262	Cover for FLAT series, glass, square, white	4015120007262
FLAT COVER GLASS SQUARE BK	EP00007309	Cover for FLAT series, glass, square, grey	4015120007309
<b>Mounting</b>			
FLAT MOUNTING SET IP20 FM	EP10426889	Recessed ceiling mounting set for FLAT series includes installation bracket and dust-protected box	4015120426889
COMPACT MOUNTING BOX IP20 SM BK	EP10426933	Surface-mounted box for COMPACT series, IP20, black	4015120426933
<b>Protection</b>			
BASKET GUARD ROUND LARGE	EM10425608	Basket guard for presence and motion detectors and smoke detectors, Ø 180 mm, height 90 mm,	4015120425608
BASKET GUARD ROUND SMALL	EM10425615	Basket guard for presence and motion detectors and smoke detectors, Ø 165 mm, height 70 mm,	4015120425615
<b>Remote control</b>			
ESY-Pen	EP10425356	ESY-Pen and ESY-App, two tools for every task: (1) Parameterisation, (2) remote control, (3) light measurement, (4) project management	4015120425356
REMOTE CONTROL MDi/PDi	EM10425509	IR remote control for presence detectors and motion detectors	4015120425509

# DATA SHEET

## MD-FLAT 360i/8 ROUND BLACK

**Item number**      **GTIN**  
EP10428074      4015120428074

Dimension drawing	Field of detections	Detection range	
		■ Diagonally (A)	Ø 8 m
		■ Frontal (B)	Ø 6 m