

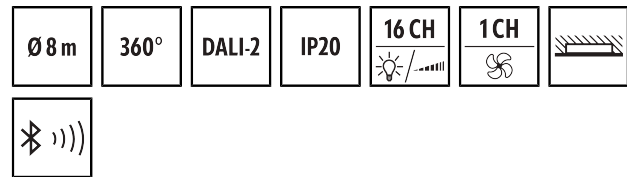
## PD-C 360bt/8 APC10 PS plus DALI-2

### Item number

EP10428142

### GTIN

4015120428142



### Product description

- DALI-2-certified ceiling-mounted presence detector with integrated DALI-2 control unit and power supply (250 mA)
- Multi-room light control of up to 16 groups
- Simple adaptation to individual and complex room situations
- Presence and daylight dependent constant light control for optimum energy efficiency
- 16-A relay for switching HVAC and supplementary lighting
- Four push button inputs (non-floating)
- Various manual override options and up to 16 scenes
- Automatic switching of groups if room usage changes
- Quick start using factory settings in broadcast mode
- Individual groups immediately ready for use using factory settings
- Easy configuration using the ESY-App via bidirectional Bluetooth interface
- Easy documentation and management of configured projects using the ESY-App (e.g. as a PDF report)

### Offers special product features like:

- Individual control of up to 16 groups and 16 scenes
- Up to 64 DALI devices controllable
- Presence and daylight dependent constant light control
- Simple parameterisation, remote control and documentation with ESY-App

### Technical data

GENERAL	
Device category	Ceiling-mounted presence detector
Product information	Mounting position: Keep a safe distance of 5 m from radio antennas (e.g. WiFi access points).
Included in delivery	Includes lens mask
User interface	Bluetooth, DALI-Bus
Remote controllable	✓
Conformity	CE, EAC, RoHS, WEEE
Warranty	5 years
ATTACHMENT	
Installation type	Recessed mounting
Installation position	Ceiling
Installation dimension	Installation depth: 80 mm, Ø 68 mm
Type of connection	Push terminal
Connectable wire cross section	1.5 - 2.5 mm <sup>2</sup>
HOUSING	
Dimensions	Height/Depth 106 mm, Ø 108 mm
Weight	244 g
Material	UV-stabilised polycarbonate
Protection type	IP20
Permissible ambient temperature	0 °C...+50 °C
Relative humidity	5 - 93 %, non-condensing

Colour	white, similar to RAL 9010
--------	----------------------------

ELECTRICAL VERSION	
Control system	DALI-2
Nominal voltage	230 V - / 50 - 60 Hz
Output voltage	16 V DC
In-rush current	20 A / 110 µs
Output current	250 mA
No load current DALI	2 mA
Peak current DALI	2 mA
Power consumption	5 W
Stand-by consumption	< 0.4 W
Bluetooth LE transmission power	8 dBm

SENSORS	
Detection angle	360°
Detection range diagonally	Ø 8 m
Detection range head-on	Ø 6 m
Detection range presence	Ø 4 m
Field of detection	up to 50 m <sup>2</sup>
Range adjustment	mechanically with included cut to size lens mask
Recommended installation height	3 m
Max. mounting height	5 m
Light measurement	mixed light

## PD-C 360bt/8 APC10 PS plus DALI-2

Item number	GTIN
EP10428142	4015120428142

Level of brightness	5 - 2000 lx
<b>CHANNELS (LIGHTING / HVAC)</b>	
Number of HVAC-channels	1
Number of light groups	16
Push button input lighting	4
Slave input	-
Mode	Semi-automatic, Fully automatic
Constant light control	✓
Integrated timer	-
DALI-2 device type	Control device in accordance with -103, Operating device -208 (switch actuator), Input device in accordance with -301 (button), Input device in

accordance with -302 (switch, absolute values), Input device in accordance with -303 (presence and motion detectors), Input device in accordance with -304 (light sensor)	
Channel	<b>C1-C16, HVAC</b> Lighting
Function	Regulate, Control, Dimming, Switching
Switching capacity	230 V/50 Hz 2300 W/10 A (cos phi = 1) 1150 VA/5 A (cos phi = 0,5) 600 W LED
Switch contact	make contact / floating
Push button input	✓
Impulse mode	-

### Factory settings

GENERAL	
Sensitivity	100 %
Afterglow luminous efficiency	30 %
Afterglow duration	5 min
Orientation light ON	-
Orientation light, depending on brightness	✓
Switching threshold for orientation light	10 lx
Deviation (%)	0 %
Luminous efficiency switch-on value	50 %

Scene on/off	-
Luminous efficiency of scene	100 %

CHANNELS (LIGHTING / HVAC)	
Channel	<b>C1</b> Lighting
Operating mode	fully automatic
Level of brightness/switching threshold	500 lx
Switch-off delay time	5 min
Luminous efficiency of orientation light	10 %

### Accessories

Product designation	Item number	Product description	GTIN
<b>Ceiling-mounted presence detector</b>			
PD-C 360/32 BMS DALI-2	EP10424885	DALI-2-certified ceiling-mounted presence detector for use as an input device for DALI-2 lighting systems	4015120424885
PD-C 360/8 BMS DALI-2	EP10428203	DALI-2-certified ceiling-mounted presence detector for use as an input device for DALI-2 lighting systems	4015120428203
PD-C 360/24 BMS DALI-2	EP10428210	DALI-2-certified ceiling-mounted presence detector for use as an input device for DALI-2 lighting systems	4015120428210
<b>Cover</b>			
COMPACT COVER SET 8 BK	EP00007521	Cover set for COMPACT series, 8 m, consists of cover and design ring, black	4015120007521
<b>Mounting</b>			
COMPACT APC MOUNTING BOX IP20 SM WH	EP10426278	Surface-mounted box IP20 for COMPACT APC DALI-2	4015120426278
COMPACT APC MOUNTING BOX IP54 SM GY	EP10427183	Surface-mounted box IP54 for COMPACT APC DALI-2	4015120427183
<b>Protection</b>			
BASKET GUARD ROUND LARGE	EM10425608	Basket guard for presence and motion detectors and smoke detectors, Ø 180 mm, height 90 mm	4015120425608
<b>Push button</b>			
PUSH BUTTON x8 DALI-2 WH	EP10431630	8-way button for DALI-2	4015120431630
PUSH BUTTON x6 DALI-2 WH	EP10431623	6-way button for DALI-2	4015120431623

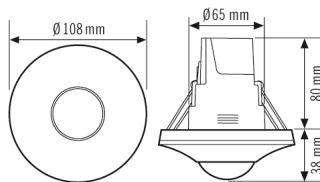
## PD-C 360bt/8 APC10 PS plus DALI-2

Item number	GTIN
EP10428142	4015120428142

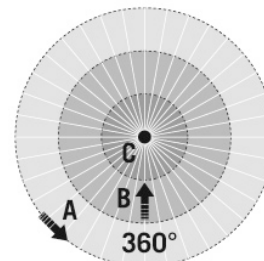
### Accessories

Product designation	Item number	Product description	GTIN
PUSH BUTTON x4 DALI-2 WH	EP10431616	4-way button for DALI-2	4015120431616
PUSH BUTTON x2 DALI-2 WH	EP10431609	2-way button for DALI-2	4015120431609

### Dimension drawing



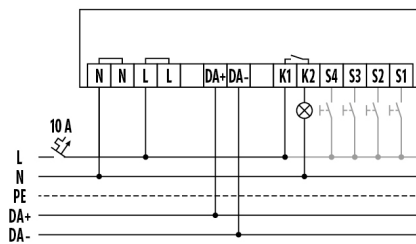
### Field of detections



### Detection range

Diagonally (A)	Ø 8 m
Frontal (B)	Ø 6 m
Presence area (C)	Ø 4 m

### Circuit diagram



Standard operation with optional control via a closing button.

### Detailed product description

- DALI-2-certified ceiling-mounted presence detector with integrated DALI-2 control unit and power supply (250 mA)
- Multi-room light control of up to 16 groups
- Simple adaptation to individual and complex room situations
- Presence and daylight dependent constant light control for optimum energy efficiency
- 16-A relay for switching HVAC and supplementary lighting
- Four push button inputs (non-floating)
- Various manual override options and up to 16 scenes
- Automatic switching of groups if room usage changes
- Quick start using factory settings in broadcast mode
- Individual groups immediately ready for use using factory settings
- Easy configuration using the ESY-App via bidirectional Bluetooth interface
- Easy documentation and management of configured projects using the ESY-App (e.g. as a PDF report)