

PD-CE 360/24 Slave

Item number **GTIN**
 EP10510755 4015120510755



Technical data

GENERAL	
Product-specific information	Configuration only possible via ESY-Pen, ESY-App and remote control
Warranty	5 years
Device category	Ceiling-mounted presence detector
Included in delivery	Includes lens mask
Remote controllable	–
Conformity	CE, EAC, RoHS, WEEE
ATTACHMENT	
Installation type	Recessed mounting
Installation position	Ceiling
Installation dimension	Installation depth: 67 mm, Ø 68 mm
Type of connection	Push terminal
Connectable wire cross section	1.5 – 1.5 mm ²
HOUSING	
Dimensions	Height/Depth 32 mm, Ø 82 mm
Weight	114.2 g
Material	UV-stabilised polycarbonate, UV-stabilised PE
Protection type	IP40
Permissible ambient temperature	-25 °C...+50 °C
Relative humidity	5 – 93 %, non-condensing
Colour	opal matt

Product description

- "Slave" presence detector for extending the field of detection of a "master" presence detector with **360° field of detection** for recessed ceiling mounting
- **range of up to 24 m** in diameter as a cost efficient system upgrade with up to 10 additional extensions
- Ideal for use in **areas with ceilings of up to 10 m**, such as sports halls, warehouses etc.
- "Slave" detector can be connected to the following presence detectors:
 - PD-CE360i/8 / PD-CE360i/8 GST / PD-CE360i/8 WAGO
 - PD-CE360i/24 / PD-CE360i/24 GST / PD-CE360i/24 WAGO

ELECTRICAL VERSION	
Control system	ON/OFF
Protection class	II
Nominal voltage	230 V ~ / 50 Hz
Power consumption	0.3 W
SENSORS	
Detection angle	360°
Detection range diagonally	Ø 24 m
Detection range head-on	Ø 11 m
Detection range presence	Ø 8 m
Field of detection	up to 453 m ²
Recommended installation height	3 m
Max. mounting height	10 m
Light measurement	none
CHANNELS (LIGHTING / HVAC)	
Push button input HVAC	–
Slave input	✓
Constant light control	–
Channel	C1 Lighting
Function	Not relevant
Switch contact	Bus system
Push button input	–
Impulse mode	–

Factory settings

PD-CE 360/24 Slave

Item number	GTIN
EP10510755	4015120510755

GENERAL		Operating mode	fully automatic
Sensitivity	100 %	Level of brightness/switching threshold	400 lx
CHANNELS (LIGHTING / HVAC)		Switch-off delay time	5 min
Channel	C1 Lighting		

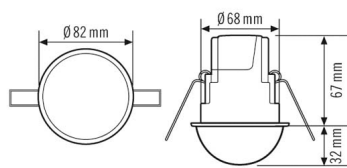
Accessories

Product designation	Item number	Product description	GTIN
Ceiling-mounted presence detector			
PD-CE 360i/8	EP10510700	Presence detector with 360° field of detection for ceiling flush mounting	4015120510700
PD-CE 360i/8 WIELAND GST18	EP10510717	Presence detector with 360° field of detection for ceiling flush mounting	4015120510717
PD-CE 360i/8 WAGO WINSTA	EP10510786	Presence detector with 360° field of detection for ceiling flush mounting	4015120510786
PD-CE 360i/24	EP10510724	Presence detector with 360° field of detection for ceiling flush mounting	4015120510724
PD-CE 360i/24 WIELAND GST18	EP10510731	Presence detector with 360° field of detection for ceiling flush mounting	4015120510731
PD-CE 360i/24 WAGO WINSTA	EP10510793	Presence detector with 360° field of detection for ceiling flush mounting	4015120510793

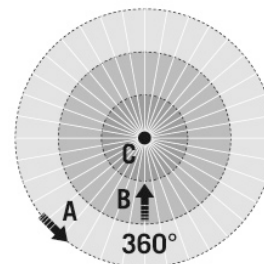
Protection

BASKET GUARD ROUND SMALL	EM10425615	Basket guard for presence and motion detectors and smoke detectors, Ø 165 mm, height 70 mm	4015120425615
--------------------------	------------	--	---------------

Dimension drawing



Field of detections



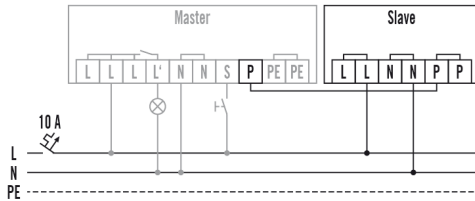
Detection range

Diagonally (A)	Ø 24 m
Frontal (B)	Ø 11 m
Presence area (C)	Ø 8 m

PD-CE 360/24 Slave

Item number **GTIN**
 EP10510755 4015120510755

Circuit diagram



Master/slave connection for presence detectors: a maximum of 10 slave devices may be connected to one master.

Detailed product description

- "Slave" presence detector for extending the field of detection of a "master" presence detector with 360° field of detection for recessed ceiling mounting
- **range of up to 24 m** in diameter as a cost efficient system upgrade with up to 10 additional extensions
- Ideal for use in **areas with ceilings of up to 10 m**, such as sports halls, warehouses etc.
- All parameters are set on the "master" detector; the "slave" device records movements and relays them to the "master"
- Recessed-mounted device as standard with white cover and design ring IP 20
- Universal surface-mounted box IP 54 with double diaphragm line entrance (accessory)
- Double plug-in terminals for through-wiring
- Modular system consisting of power box and plug-in sensor
- Power box installation/connection - after completion of the painting work the sensor can be simply plugged in
- Large wiring space due to low overall height of the power box
- "Slave" detector can be connected to the following presence detectors:
 - PD-CE360i/8 / PD-CE360i/8 GST / PD-CE360i/8 WAGO
 - PD-CE360i/24 / PD-CE360i/24 GST / PD-CE360i/24 WAGO