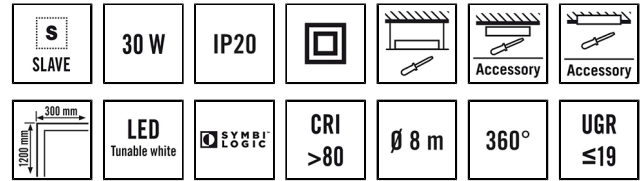


DATA SHEET

CELINE PNL 1200 LDP TR 4100 8TW IP20 IR PD ELC

Item number EQ10126703
GTIN 4015120126703



Technical data

GENERAL	
Device category	Recessed light
Product information	ELC system lights with simple plug-and-play installation require a combination of ELC system components: ELC main lighting, control unit, sensor system, wiring and optional buttons as accessories.
User interface	IR remote control
Remote controllable	✓
Conformity	CE, EAC, RoHS, WEEE
Warranty	5 years
ATTACHMENT	
Installation type	Insert
Installation position	Ceiling
Installation dimension	Installation length: 1200 mm x Installation width: 300 mm x Installation depth: 140 mm
Type of connection	Socket
Connector	RJ45
HOUSING	
Dimensions	Length 1195 mm x Width 296 mm x Height/Depth 91 mm
Weight	4400 g
Material	Varnished steel
Protection type	IP20
Permissible ambient temperature	0 °C...+40 °C
Relative humidity	5 - 93 %, non-condensing
Colour	white, similar to RAL 9003

Product description

- LED light with prismatic (CRYSTAL) cover (diffusor)
- Can be used as a panel light for ceiling systems with concealed or visible mounting rails for system dimensions 1200 x 300 mm (please note any special features and restrictions stipulated by the ceiling system manufacturer)
- LED output 30W
- Light for ESYLUX Light Control for interlinking with ESYLUX Light Controller via RJ45 (not included in delivery)
- including presence detector
- Colour temperature: approx. 2700-6500 K (Tunable White)

Offers special product features like:

- Integrated presence detector
- Simple parameterisation, remote control and documentation with ESY-Pen and ESY-App

Glow wire test in accordance with IEC 60695-2-10 650 °C

ELECTRICAL VERSION

Control system	ELC (ESYLUX Light Control)
Protection class	III
Nominal voltage	42 V DC

LIGHT

Diffuser	transparent
Glare suppression	LDP (linear-prismatic)
Light emission	direct
Beam angle	90 °
Unified Glare Rating	≤ 19
Flicker factor	0 %
Rated output P	32 W
Luminous flux	4060 lm
Luminous efficacy	126 lm/W
Colour temperature	2700 - 6500 K (Tunable White)
Colour rendering index Ra	> 80
Colour tolerance	5 SDCM
Color Quality Scale	> 80
L70B10 lifetime at 25 °C	75000 h
Lebensdauer L70B50 bei 25 °C	95000 h
Lebensdauer L80B10 bei 25 °C	50000 h
Life time L80B50 at 25 °C	60000 h
Lebensdauer L90B10 bei 25 °C	25000 h
Life time L90B50 at 25 °C	30000 h
Photobiological safety	RG0

CELINE PNL 1200 LDP TR 4100 8TW IP20 IR PD ELC

Item number	GTIN
EQ10126703	4015120126703

SENSORS		Detection range head-on	∅ 6 m
Detection angle	360°	Detection range presence	∅ 4 m
Detection range diagonally	∅ 8 m	Field of detection	up to 50 m ²

System components

Product designation	Item number	Product description	GTIN
Cable			
CABLE RJ45 5m BL	EQ10019982	Connection cable RJ45, 5 m, blue	4015120019982
CABLE RJ45 10m BL	EQ10019999	Connection cable RJ45, 10 m, blue	4015120019999
CABLE RJ45 5m RD	EQ10019890	Connection cable RJ45, 5 m, red	4015120019890
CABLE RJ45 10m RD	EQ10020155	Connection cable RJ45, 10 m, red	4015120020155
Ceiling-mounted presence detector			
PD 360i/8 BASIC ELC	EB10431357	Presence detector for ESYLUX Light Control with 360° field of detection for ceiling mounting	4015120431357
PD-C 360i/8 ELC	EP10427602	Presence detector with 360° field of detection for ceiling mounting	4015120427602
PD-C 360i/24 ELC	EP10427619	Presence detector with 360° field of detection for ceiling mounting	4015120427619
Control			
SMARTDRIVER x4 TW ELC	EC10430572	Light control for up to 4 lights with Tunable White	4015120430572
SMARTDRIVER x4 TW ELC KNX	EC10430589	Light control for up to 4 lights with Tunable White	4015120430589
SMARTDRIVER x6 TW ELC	EC10431005	Light control for up to 6 lights with Tunable White	4015120431005
SMARTDRIVER x6 TW ELC KNX	EC10431029	Light control for up to 6 lights with Tunable White	4015120431029
SMARTDRIVER x8 TW ELC	EC10431036	Light control for up to 8 lights with Tunable White	4015120431036
SMARTDRIVER x8 TW ELC KNX	EC10431050	Light control for up to 8 lights with Tunable White	4015120431050
Push button			
PUSH BUTTON x8 TW ELC	EC10430930	DALI 8 x push button Tunable White	4015120430930

Accessories

Product designation	Item number	Product description	GTIN
Electrical accessories			
DRIVER-SET TW 38W 700mA RJ45 WAGO WINSTA DALI DT8	EQ10127755	Plug-and-play LED driver set DALI DT8, WAGO WINSTA	4015120127755
Mounting			
MOUNTING FRAME 1200/1250 SM WH	EQ10113765	Surface-mounted ceiling installation frame 1200/1250 for panel lights	4015120113765
Protection			
DROP PROTECTION	EQ10121616	Steel cable for securing ESYLUX panel lights to the ceiling.	4015120121616

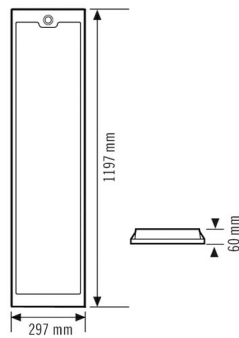
CELINE PNL 1200 LDP TR 4100 8TW IP20 IR PD ELC

Item number **GTIN**
 EQ10126703 4015120126703

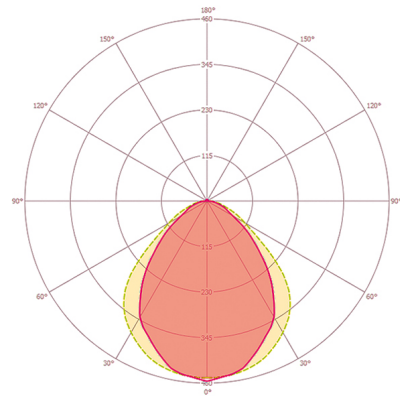
Accessories

Product designation	Item number	Product description	GTIN
Remote control			
ESY-Pen	EP10425356	ESY-Pen and ESY-App, two tools for every task: (1) Parameterisation, (2) remote control, (3) light measurement, (4) project management	4015120425356

Dimension drawing

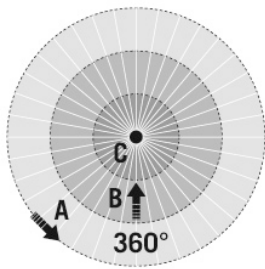


Light distribution



Field of detections

Detection range



■ Diagonally (A)	∅ 8 m
■ Frontal (B)	∅ 6 m
■ Presence area (C)	∅ 4 m