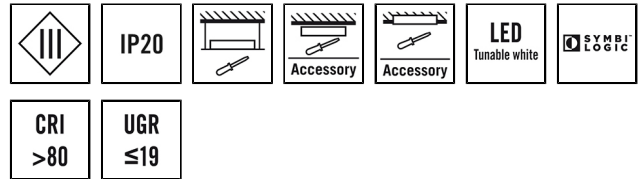


CELINE-2 PNL 600 DDP TR 4200 8TW IP20 ELC

Item number **GTIN**
EQ10132353 4015120132353



Technical data

GENERAL	
Device category	Recessed light
Product information	ELC lighting systems combine components that are matched to each other coordinated components: ELC main lighting, control unit and sensor system. Alternatively: ELC luminaires are also compatible for plug-and-play installation with suitable driver sets (accessories) for plug-and-play installation outside the ELC lighting systems (DALI, DALI-2, ON/OFF).
Remote controllable	–
Conformity	CE, EAC, RoHS, WEEE
Product-specific information	Operation with ELC system components, alternatively with driver sets as accessories for DALI, DALI-2, ON/OFF
Warranty	5 years
ATTACHMENT	
Installation type	Insert
Installation position	Ceiling
Installation dimension	Installation length: 600 mm x Installation width: 600 mm x Installation depth: 140 mm
Type of connection	Socket
Connector	RJ45
HOUSING	
Dimensions	Length 596 mm x Width 596 mm x Height/Depth 65 mm
Weight	2771.7 g
Material	Varnished steel
Protection type	IP20

Product description

- LED light with transparent, microprismatic diffuser
- Can be used as a panel light for ceiling systems with concealed or visible mounting rails for system dimensions 600 x 600 mm (please note any special features and restrictions stipulated by the ceiling system manufacturer)
- Light for ESYLUX Light Control via RJ45 plug with ESYLUX Smartdriver or DALI-2 driver set or ON/OFF driver set (not included in delivery)
- Colour temperature: 2700 K to 6500 K (Tunable White)

Permissible ambient temperature	0 °C...+40 °C
Impact resistance	IK02
Colour	white, similar to RAL 9016
Glow wire test in accordance with IEC 60695-2-10	850 °C

ELECTRICAL VERSION

Control system	ELC (ESYLUX Light Control)
Protection class	III
Nominal voltage	42 V DC
Power consumption	33 W
Power consumption	700 mA

LIGHT

Diffuser	transparent
Glare suppression	DDP (micro-prismatic)
Light emission	direct
Beam angle	94 °
Unified Glare Rating	< 19
Rated output P	33 W
Luminous flux	4400 lm
Luminous efficacy	133 lm/W
Colour temperature	2700 – 6500 K (Tunable White)
Colour rendering index Ra	> 80
Colour tolerance	2 SDCM
Color Quality Scale	> 80
L70B10 lifetime at 25 °C	105000 h
Life time L70B50 at 25 °C	110000 h
Life time L80B10 at 25 °C	65000 h

CELINE-2 PNL 600 DDP TR 4200 8TW IP20 ELC

Item number	GTIN
EQ10132353	4015120132353

Life time L80B50 at 25 °C	70000 h	Life time L90B50 at 25 °C	35000 h
Life time L90B10 at 25 °C	35000 h	Photobiological safety	RG0

System components

Product designation	Item number	Product description	GTIN
Cable			
CABLE RJ45 5m RD	EQ10019890	Connection cable RJ45, 5 m, red	4015120019890
CABLE RJ45 5m BL	EQ10019982	Connection cable RJ45, 5 m, blue	4015120019982
CABLE RJ45 10m BL	EQ10019999	Connection cable RJ45, 10 m, blue	4015120019999
CABLE RJ45 10m RD	EQ10020155	Connection cable RJ45, 10 m, red	4015120020155
CABLE-SET RJ45 10m TW x8	EC10431210	Connection cable set for SMARTDRIVER x8 TW series	4015120431210
CABLE-SET RJ45 5m TW x4	EC10431128	Connection cable set for SMARTDRIVER x4 TW series	4015120431128
CABLE-SET RJ45 10m TW x4	EC10431135	Connection cable set for SMARTDRIVER x4 TW series	4015120431135
CABLE-SET RJ45 5m TW x6	EC10431166	Connection cable set for SMARTDRIVER x6 TW series	4015120431166
CABLE-SET RJ45 10m TW x6	EC10431173	Connection cable set for SMARTDRIVER x6 TW series	4015120431173
CABLE-SET RJ45 5m TW x8	EC10431203	Connection cable set for SMARTDRIVER x8 TW series	4015120431203
CABLE RJ11 10m WH	EC10431524	Connection cable RJ11, 10 m, white	4015120431524
CABLE RJ10-OPEN END 10m WH	EC10431517	Connection cable RJ10 Open end, 10 m	4015120431517
CABLE RJ10 10m WH	EC10431500	Connection cable RJ10, 10 m	4015120431500
Ceiling-mounted presence detector			
PD-C 360i/24 ELC	EP10427619	Presence detector with 360° field of detection for ceiling mounting	4015120427619
PD-C 360i/8 ELC	EP10427602	Presence detector with 360° field of detection for ceiling mounting	4015120427602
PD 360i/8 BASIC ELC	EB10431357	Presence detector for ESYLUX Light Control with 360° field of detection for ceiling mounting	4015120431357
Control			
SMARTDRIVER-2 TW IR 2C+2 x4 ELC	EC10431418	Light control for up to 4 lights with Tunable White	4015120431418
SMARTDRIVER-2 TW IR 2C+2 x6 ELC	EC10431487	Light control for up to 6 lights with Tunable White	4015120431487
SMARTDRIVER-2 TW IR 2C+2 x8 ELC	EC10431494	Light control for up to 8 lights with Tunable White	4015120431494
SMARTDRIVER x4 TW ELC	EC10430572	Light control for up to 4 lights with Tunable White	4015120430572
SMARTDRIVER x4 TW ELC KNX	EC10430589	Light control for up to 4 lights with Tunable White	4015120430589
SMARTDRIVER x6 TW ELC	EC10431005	Light control for up to 6 lights with Tunable White	4015120431005
SMARTDRIVER x6 TW ELC KNX	EC10431029	Light control for up to 6 lights with Tunable White	4015120431029
SMARTDRIVER x8 TW ELC	EC10431036	Light control for up to 8 lights with Tunable White	4015120431036
SMARTDRIVER x8 TW ELC KNX	EC10431050	Light control for up to 8 lights with Tunable White	4015120431050
Push button			
PUSH BUTTON x8 TW ELC	EC10430930	DALI 8 x push button Tunable White	4015120430930
PUSH BUTTON x8 CLASSROOM ELC	EC10431241	DALI 8-way push button	4015120431241
PUSH BUTTON x4 PATIENT ROOM ELC	EC10431258	DALI 4-way push button	4015120431258
PUSH BUTTON x8 PATIENT ROOM ELC	EC10431265	DALI 8-way push button	4015120431265

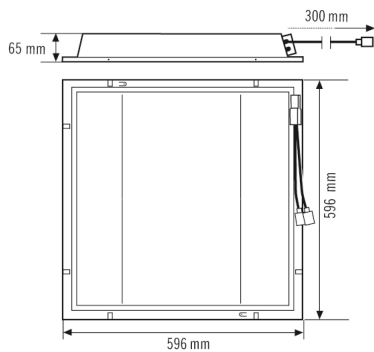
CELINE-2 PNL 600 DDP TR 4200 8TW IP20 ELC

Item number	GTIN
EQ10132353	4015120132353

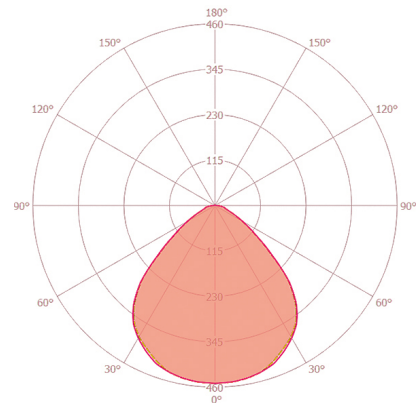
Accessories

Product designation	Item number	Product description	GTIN
Control gear			
DRIVER SET TW 38W RJ45 WAGO WINSTA DALI DT8	EQ10127755	Plug-and-play LED driver set DALI DT8, WAGO WINSTA	4015120127755
Mounting			
MOUNTING FRAME 600 SM WH	EQ10113031	Surface-mounted ceiling installation frame 600 for panel lights	4015120113031
MOUNTING FRAME 600 FM WH	EQ10113086	Flush-mounted ceiling installation frame 600 for panel lights	4015120113086
MOUNTING FRAME 600/625 SM WH	EQ10113468	Surface-mounted ceiling installation frame 600/625 for panel lights	4015120113468
Remote control			
ESY-Pen	EP10425356	ESY-Pen and ESY-App, two tools for every task: (1) Parameterisation, (2) remote control, (3) light measurement, (4) project management	4015120425356

Dimension drawing



Light distribution



Detailed product description

- LED light with transparent, microprismatic diffuser
- Can be used as a recessed light for ceiling systems with concealed or visible mounting rails for system dimensions 600 x 600 mm (please note any special features and restrictions stipulated by the ceiling system manufacturer)
- Light for ESYLUX Light Control via RJ45 plug with ESYLUX Smartdriver or DALI DT8 Driver Set (not included in delivery)
- Colour temperature: 2700 K to 6500 K (Tunable White)
- Excellent light quality, suitable for screen-based work places in accordance with EN 12464-1
- Life time L80B50 at 25 °C: 70000 h