

MD-C 360i/12 mini

Item number

EP10426018

GTIN

4015120426018



Technical data

GENERAL

Device category	Ceiling-mounted motion detector
Product information	Please note the Explanation of circuit breaker in the download area of the product! Mounting position: Keep a safe distance of 5 m from radio antennas (e.g. WiFi access points).
Included in delivery	includes lens mask, spring installation clips, clamping installation ring
User interface	IR remote control
Remote controllable	✓
Conformity	CE, EAC, RoHS, WEEE
Product-specific information	Configuration via ESY-app (ESY-Pen required!) or IR remote control possible.
Warranty	5 years

ATTACHMENT

Installation type	Recessed mounting
Installation position	Ceiling
Installation dimension	Installation depth: 45 mm, Ø 25 mm
Type of connection	Open end
Length of cable	0.6 m

HOUSING

Dimensions	Height/Depth 70 mm, Ø 58 mm
Weight	102 g
Material	UV-stabilised PE, UV-stabilised polycarbonate
Protection type	IP55
Permissible ambient temperature	-25 °C...+50 °C
Relative humidity	5 - 93 %, non-condensing
Colour	opal matt

Ø 12 m	360°	ON/OFF	IP55	1 CH		IR)))
--------	------	--------	------	------	--	--------

Product description

- Mini motion detector with **360° field of detection** for recessed ceiling mounting
- **range of up to 12 m** across at a recommended installation height of 3 m (maximum installation height 5 m) for use in larger rooms and passageways with no or little natural lighting
- 16 A high-performance relay (tungsten pre-contact)
- Default settings ensure immediate operability

Offers special product features like:

- Simple parameterisation, remote control and documentation with ESY-Pen and ESY-App

ELECTRICAL VERSION

Control system	ON/OFF
Protection class	II
Nominal voltage	230 V ~ / 50 Hz
In-rush current	800 A / 200 µs
Power consumption	0.2 W

SENSORS

Detection angle	360°
Detection range diagonally	Ø 12 m
Detection range head-on	Ø 6 m
Field of detection	up to 113 m²
Recommended installation height	3 m
Max. mounting height	5 m
Light measurement	mixed light
Level of brightness	5 - 2000 lx

CHANNELS (LIGHTING / HVAC)

Number of light channels	1
Push button input lighting	1
Push button input HVAC	-
Number of parallel switchable detectors	10
Slave input	-
Mode	Semi-automatic, Fully automatic
Switching delay from "dark to light"	0 s
Switching delay from "light to dark"	30 s
Constant light control	-
Channel	C1 Lighting
Function	Switching

MD-C 360i/12 mini

Item number	GTIN
EP10426018	4015120426018

Switching capacity	230 V/50 Hz, 16 AX 2300 W/10 A (cos phi = 1) 1150 VA/5 A (cos phi = 0,5) 600 W LED
Switch contact	make contact / non-floating

Push button input	✓
Impulse mode	✓
Switch-off delay time	60 s...15 min (adjustable in steps)

Factory settings

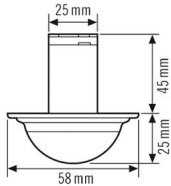
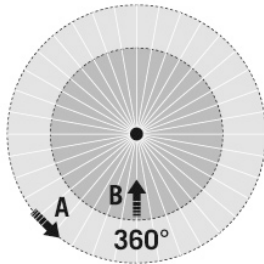
GENERAL	
Sensitivity	100 %

Operating mode	fully automatic
Level of brightness/switching threshold	100 lx
Switch-off delay time	5 min

CHANNELS (LIGHTING / HVAC)	
Channel	C1 Lighting

Accessories

Product designation	Item number	Product description	GTIN
Adapter			
COMPACT MINI SPOTLIGHT ADAPTER 51/25	EP10426391	Adapter for COMPACT MINI (8 m and 12 m) series for installing motion and presence detectors in spotlights (illuminant size QR-CBC51-Ø 51 mm) with retaining ring	4015120426391
Electrical accessories			
FILTER 230 V	EP10426988	Filter for suppression of inductive loads, such as relays, contactors, fluorescent lamps and transformers	4015120426988
Remote control			
ESY-Pen	EP10425356	ESY-Pen and ESY-App, two tools for every task: (1) Parameterisation, (2) remote control, (3) light measurement, (4) project management	4015120425356
REMOTE CONTROL MDi/PDi	EM10425509	IR remote control for presence detectors and motion detectors	4015120425509
Mobil-PDi/MDi-universal	EP10433993	Remote control for quick and precise setting of various parameters	4015120433993

Dimension drawing	Field of detections	Detection range	
		<div></div> Diagonally (A)	Ø 12 m
		<div></div> Frontal (B)	Ø 6 m

MD-C 360i/12 mini

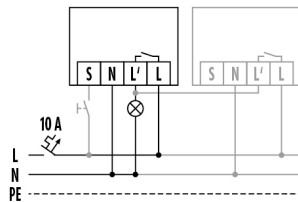
Item number

EP10426018

GTIN

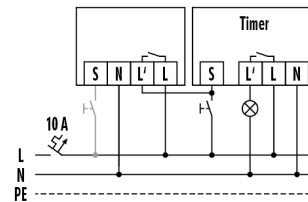
4015120426018

Circuit diagram



Standard with optional control via a closing button and parallel wiring of max. ten devices.

Circuit diagram



Standard operation with automatic stairwell light and optional control via a closing button.

Detailed product description

- Mini motion detector with **360° field of detection** for recessed ceiling mounting for demand-responsive lighting control and therefore noticeable energy cost reductions
- **range of up to 12 m** across at a recommended installation height of 3 m (maximum installation height 5 m) for use in larger rooms and passageways with no or little natural lighting
- 16 A high-performance relay (tungsten pre-contact), ideal for switching capacitive loads such as electronic ballasts, parallel-compensated fluorescent lamps, compact fluorescent lamps, energy saving lamps
- Default settings ensure immediate operability
- Automatic lighting control for use without, or with very little, natural light
- Simple programming using remote control
- Extension of the field of detection with parallel connection of max. 8 detectors
- Small, compact design for an installation hole size of just 25 mm in diameter
- Fixed cable, 60 cm long
- New universal ESYLUX fastening technology for quick installation in suspended ceilings, lights, recessed boxes and cupboards, for example
- Recessed ceiling mounting possible in closed, suspended ceilings with supplied spring clips or clamping ring
- Targeted masking out of areas by means of an enclosed lens mask